

## Product datasheet

# Anti-tenomodulin antibody ab81328

★★★★★ 8 Abreviews 2 References 画像数 3

### 製品の概要

製品名	Anti-tenomodulin antibody
製品の詳細	Rabbit polyclonal to tenomodulin
由来種	Rabbit
アプリケーション	適用あり: WB
種交差性	交差種: Sheep, Horse, Human 交差が予測される動物種: Mouse, Rat, Rabbit, Guinea pig, Cow, Cat, Dog, Pig, Zebrafish
免疫原	Synthetic peptide corresponding to a region within N terminal amino acids 72-121 (GEKKKIYMEI DPVTRTEIFR SGNGTDE TLE VHDFKNGYTG IYFVGLQKCF) of Human tenomodulin (NP_071427). <a href="#">Run BLAST with ExPASy</a> <a href="#">Run BLAST with NCBI</a>
ポジティブ・コントロール	Fetal heart lysate.

### 製品の特性

製品の状態	Liquid
保存方法	Shipped at 4°C. Upon delivery aliquot and store at -20°C. Avoid repeated freeze / thaw cycles.
バッファー	Preservative: 0.09% Sodium azide Constituents: 2% Sucrose, PBS
精製度	Immunogen affinity purified
ポリ/モノ	ポリクローナル
アイソタイプ	IgG

### アプリケーション

Our [Abpromise guarantee](#) covers the use of **ab81328** in the following tested applications.

The application notes include recommended starting dilutions; optimal dilutions/concentrations should be determined by the end user.

アプリケーション	Abreviews	特記事項

アプリケーション	Abreviews	特記事項
----------	-----------	------

WB ★★★★★ Use a concentration of 1 µg/ml. Predicted molecular weight: 37 kDa. Good results were obtained when blocked with 5% non-fat dry milk in 0.05% PBS-T.

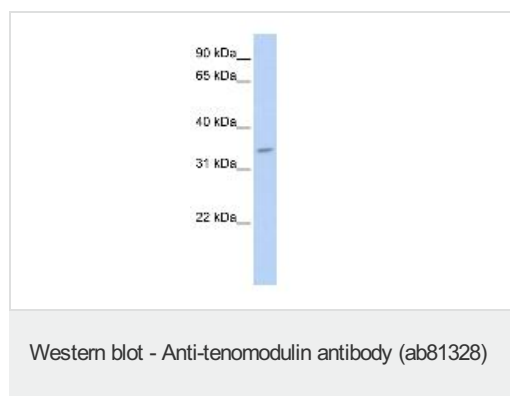
### ターゲット情報

**機能** May be an angiogenesis inhibitor.

**配列類似性** Belongs to the chondromodulin-1 family.  
Contains 1 BRICHOS domain.

**細胞内局在** Membrane.

### 画像



Anti-tenomodulin antibody (ab81328) at 1 µg/ml (in 5% skim milk / PBS buffer) + fetal heart lysate at 10 µg


#### Secondary

HRP conjugated anti Rabbit IgG at 1/50000 dilution

**Predicted band size:** 37 kDa

**Observed band size:** 35 kDa


Gel concentration: 12%



Anti-tenomodulin antibody (ab81328) at 1  $\mu$ g/ml + Mouse Testis Lysate

**Predicted band size:** 37 kDa

Western blot - Anti-tenomodulin antibody (ab81328)



Anti-tenomodulin antibody (ab81328) at 1  $\mu$ g/ml + Human Fetal Liver

**Predicted band size:** 37 kDa

**Additional bands at:** 30 kDa (possible isoform), 37 kDa (possible isoform)

Western blot - Anti-tenomodulin antibody (ab81328)

**Please note:** All products are "FOR RESEARCH USE ONLY AND ARE NOT INTENDED FOR DIAGNOSTIC OR THERAPEUTIC USE"

### Our Abpromise to you: Quality guaranteed and expert technical support

- Replacement or refund for products not performing as stated on the datasheet
- Valid for 12 months from date of delivery
- Response to your inquiry within 24 hours
- We provide support in Chinese, English, French, German, Japanese and Spanish
- Extensive multi-media technical resources to help you
- We investigate all quality concerns to ensure our products perform to the highest standards

If the product does not perform as described on this datasheet, we will offer a refund or replacement. For full details of the Abpromise, please visit <https://www.abcam.co.jp/abpromise> or contact our technical team.

### Terms and conditions

- Guarantee only valid for products bought direct from Abcam or one of our authorized distributors