

# Goat Anti-Armenian hamster IgG H&L (Alexa Fluor® 488) ab173003

★★★★★ [3 Abreviews](#) [16 References](#) [画像数 3](#)

### 製品の概要

製品名	Goat Anti-Armenian hamster IgG H&L (Alexa Fluor® 488)
由来種	Goat
ターゲット生物種	Armenian hamster
アプリケーション	<b>適用あり:</b> IHC-Fr, Flow Cyt, IHC-P, ELISA, ICC
免疫原	The details of the immunogen for this antibody are not available.
標識	Alexa Fluor® 488. Ex: 495nm, Em: 519nm

### 製品の特性

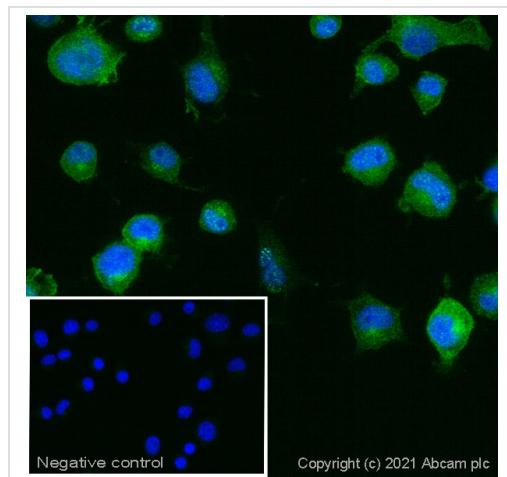
製品の状態	Liquid
保存方法	Shipped at 4°C. Store at +4°C short term (1-2 weeks). Upon delivery aliquot. Store at -20°C. Avoid freeze / thaw cycle. Stable for 12 months at -20°C. Store In the Dark.
バッファー	Preservative: 0.02% Sodium azide Constituents: 23% Glycerol (glycerin, glycerine), PBS, 1% BSA
精製度	Immunogen affinity purified
ポリ/モノ	ポリクローナル
アイソタイプ	IgG
特記事項	Alexa Fluor® is a registered trademark of Molecular Probes, Inc, a Thermo Fisher Scientific Company. The Alexa Fluor® dye included in this product is provided under an intellectual property license from Life Technologies Corporation. As this product contains the Alexa Fluor® dye, the purchase of this product conveys to the buyer the non-transferable right to use the purchased product and components of the product only in research conducted by the buyer (whether the buyer is an academic or for-profit entity). As this product contains the Alexa Fluor® dye the sale of this product is expressly conditioned on the buyer not using the product or its components, or any materials made using the product or its components, in any activity to generate revenue, which may include, but is not limited to use of the product or its components: in manufacturing; (ii) to provide a service, information, or data in return for payment (iii) for therapeutic, diagnostic or prophylactic purposes; or (iv) for resale, regardless of whether they are sold for use in research. For information on purchasing a license to this product for purposes other than research, contact Life Technologies Corporation, 5781 Van Allen Way, Carlsbad, CA 92008 USA or

## アプリケーション

**The Abpromise guarantee** **Abpromise保証は、**次のテスト済みアプリケーションにおけるab173003の使用に適用されます  
アプリケーションノートには、推奨の開始希釈率がありますが、適切な希釈率につきましてはご検討ください。

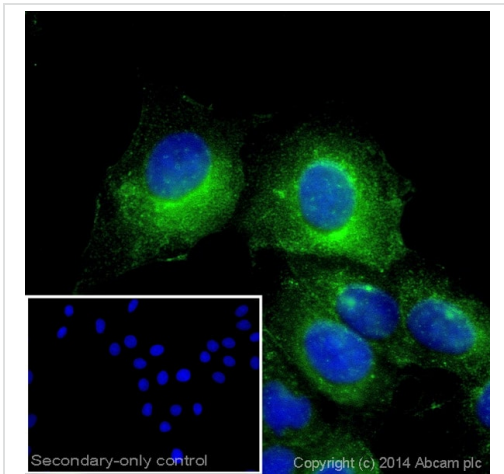
アプリケーション	Abreviews	特記事項
IHC-Fr	★★★★★ (2)	Use at an assay dependent concentration.
Flow Cyt		1/2000.
IHC-P	★★★★★ (1)	Use at an assay dependent concentration.
ELISA		Use at an assay dependent concentration.
ICC		1/200 - 1/1000.

## 画像



ICC/IF image of **ab243248** stained Neuro2a cells. The cells were 4% formaldehyde fixed (10 min), permeabilized with 0.1% Triton X-100 for 5 minutes and then incubated in 1% BSA / 10% normal goat serum / 0.3M glycine in 0.1% PBS-Tween for 1h to block non-specific protein-protein interactions. The cells were then incubated with the antibody (**ab243248**, 1.6µg/ml) overnight at +4°C. The secondary antibody (green) was ab173003 Goat Anti-Armenian hamster IgG H&L (Alexa Fluor® 488) used at 1µg/ml for 1h. DAPI was used to stain the cell nuclei (blue) at a concentration of 1.43µM. The negative control (inset) is a secondary-only assay to demonstrate low non-specific binding of the secondary antibody.

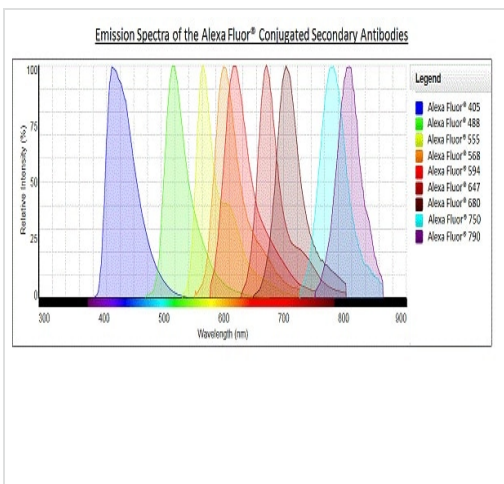
Immunocytochemistry/ Immunofluorescence - Goat Anti-Armenian hamster IgG H&L (Alexa Fluor® 488) (ab173003)



Immunocytochemistry - Goat Anti-Armenian hamster IgG H&L (Alexa Fluor® 488) (ab173003)

ICC/IF image of **ab80952** stained MCF-7 cells. The cells were 100% methanol fixed (5 min), permeabilized with 0.1% Triton X-100 for 5 minutes and then incubated in 1% BSA / 10% normal Goat serum / 0.3M glycine in 0.1% PBS-Tween for 1h to block non-specific protein-protein interactions. The cells were then incubated with the primary antibody (**ab80952**, 1µg/ml) overnight at +4°C. The secondary antibody (green) was ab173003 Alexa Fluor 488 Goat polyclonal Secondary Antibody to Armenian Hamster IgG - (H+L) used at 1µg/ml for 1h. DAPI was used to stain the cell nuclei (blue) at a concentration of 1.43µM.

The negative control (inset) is a secondary-only assay to demonstrate low non-specific binding of the secondary antibody.



Alexa Fluor® - Goat Anti-Armenian hamster IgG H&L (Alexa Fluor® 488) (ab173003)

**Please note:** All products are "FOR RESEARCH USE ONLY. NOT FOR USE IN DIAGNOSTIC PROCEDURES"

**Our Abpromise to you: Quality guaranteed and expert technical support**

- Replacement or refund for products not performing as stated on the datasheet
- Valid for 12 months from date of delivery

- Response to your inquiry within 24 hours
- We provide support in Chinese, English, French, German, Japanese and Spanish
- Extensive multi-media technical resources to help you
- We investigate all quality concerns to ensure our products perform to the highest standards

If the product does not perform as described on this datasheet, we will offer a refund or replacement. For full details of the Abpromise, please visit <https://www.abcam.co.jp/abpromise> or contact our technical team.

### **Terms and conditions**

---

- Guarantee only valid for products bought direct from Abcam or one of our authorized distributors