

Donkey F(ab')₂ Anti-Rabbit IgG H&L (Alexa Fluor® 568) preadsorbed ab175694

23 References **画像数 3**

製品の概要

製品名	Donkey F(ab') ₂ Anti-Rabbit IgG H&L (Alexa Fluor® 568) preadsorbed
由来種	Donkey
ターゲット生物種	Rabbit
特異性	Reacts with the heavy and light chains of rabbit IgG as demonstrated by ELISA; may also react with other species and with the light chains of other rabbit immunoglobulins.
アプリケーション	適用あり: IHC-P, IHC-Fr, ELISA, ICC/IF, Flow Cyt
吸着処理血清	Human, Mouse, Rat
免疫原	The details of the immunogen for this antibody are not available.
標識	Alexa Fluor® 568. Ex: 578nm, Em: 603nm

[more details](#)

製品の特性

製品の状態	Liquid
保存方法	Shipped at 4°C. Store at +4°C short term (1-2 weeks). Upon delivery aliquot. Store at -20°C. Avoid freeze / thaw cycle. Stable for 12 months at -20°C. Store In the Dark.
バッファー	Preservative: 0.02% Sodium azide Constituents: 23% Glycerol (glycerin, glycerine), PBS, 1% BSA
精製度	Immunogen affinity purified
特記事項 (精製)	Gel filtration chromatography of pepsin digested antibody
ポリモノ	ポリクローナル
特記事項	Alexa Fluor® is a registered trademark of Molecular Probes, Inc, a Thermo Fisher Scientific Company. The Alexa Fluor® dye included in this product is provided under an intellectual property license from Life Technologies Corporation. As this product contains the Alexa Fluor® dye, the purchase of this product conveys to the buyer the non-transferable right to use the purchased product and components of the product only in research conducted by the buyer (whether the buyer is an academic or for-profit entity). As this product contains the Alexa Fluor® dye the sale of this product is expressly conditioned on the buyer not using the product or its components, or any materials made using the product or its components, in any activity to generate revenue, which

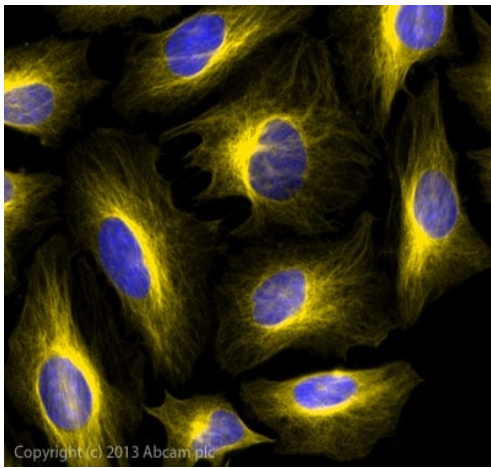
may include, but is not limited to use of the product or its components: in manufacturing; (ii) to provide a service, information, or data in return for payment (iii) for therapeutic, diagnostic or prophylactic purposes; or (iv) for resale, regardless of whether they are sold for use in research. For information on purchasing a license to this product for purposes other than research, contact Life Technologies Corporation, 5781 Van Allen Way, Carlsbad, CA 92008 USA or outlicensing@thermofisher.com.

アプリケーション

The Abpromise guarantee Abpromise保証は、 次のテスト済みアプリケーションにおけるab175694の使用に適用されます
アプリケーションノートには、推奨の開始希釈率がありますが、適切な希釈率につきましてはご検討ください。

アプリケーション	Abreviews	特記事項
IHC-P		Use at an assay dependent concentration.
IHC-Fr		Use at an assay dependent concentration.
ELISA		Use at an assay dependent concentration.
ICC/IF		1/200 - 1/1000.
Flow Cyt		1/2000.

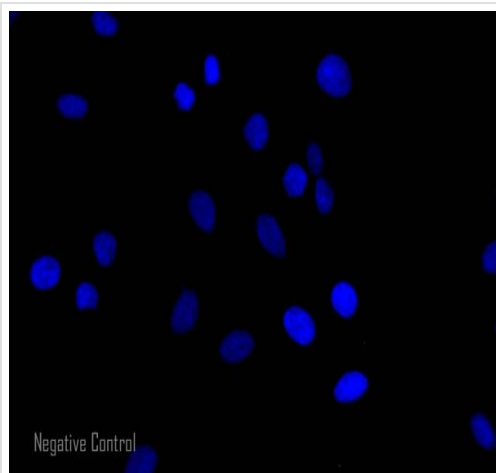
画像



Immunocytochemistry/ Immunofluorescence -
Donkey F(ab')₂ Anti-Rabbit IgG H&L (Alexa Fluor®
568) preadsorbed (ab175694)

ICC/IF image of **ab6046** stained HeLa cells. The cells were 100% methanol fixed (5 min) and then incubated in 1%BSA / 10% normal donkey serum / 0.3M glycine in 0.1% PBS-Tween for 1h to permeabilise the cells and block non-specific protein-protein interactions. The cells were then incubated with the antibody (**ab6046**, 1µg/ml) overnight at +4°C. The secondary antibody (yellow) was ab175694 Alexa Fluor® 568 donkey F(ab')₂ anti-rabbit IgG (H+L) used at 2µg/ml for 1h. DAPI was used to stain the cell nuclei (blue) at a concentration of 1.43µM.

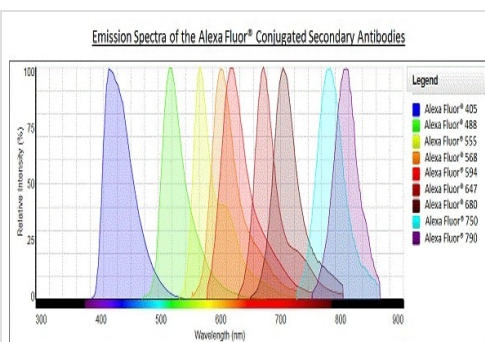
Alexa Fluor® 568 is pseudocolored in yellow.



Immunocytochemistry/ Immunofluorescence -
Donkey F(ab')₂ Anti-Rabbit IgG H&L (Alexa Fluor®
568) preadsorbed (ab175694)

HeLa cells showing negative staining by ICC/IF using only secondary antibody. The cells were 100% methanol fixed (5 min) and then incubated in 1%BSA / 10% normal donkey serum / 0.3M glycine in 0.1% PBS-Tween for 1h to permeabilise the cells and block non-specific protein-protein interactions. The secondary antibody (yellow) was ab175694 Alexa Fluor® 568 donkey F(ab')₂ anti-rabbit IgG (H+L) used at 2µg/ml for 1h. DAPI was used to stain the cell nuclei (blue) at a concentration of 1.43µM.

Alexa Fluor® 568 is pseudocolored in yellow.



Alexa Fluor® - Donkey F(ab')₂ Anti-Rabbit IgG H&L
(Alexa Fluor® 568) preadsorbed (ab175694)

Please note: All products are "FOR RESEARCH USE ONLY. NOT FOR USE IN DIAGNOSTIC PROCEDURES"

Our Abpromise to you: Quality guaranteed and expert technical support

- Replacement or refund for products not performing as stated on the datasheet
- Valid for 12 months from date of delivery
- Response to your inquiry within 24 hours
- We provide support in Chinese, English, French, German, Japanese and Spanish
- Extensive multi-media technical resources to help you

- We investigate all quality concerns to ensure our products perform to the highest standards

If the product does not perform as described on this datasheet, we will offer a refund or replacement. For full details of the Abpromise, please visit <https://www.abcam.co.jp/abpromise> or contact our technical team.

Terms and conditions

- Guarantee only valid for products bought direct from Abcam or one of our authorized distributors