

Recombinant rat VEGFA protein ab92846

画像数 3

製品の詳細

製品名	Recombinant rat VEGFA protein
生理活性	Biological Activity: As determined by the dose-dependent induced proliferation of Human umbilical vein endothelial cells (HUVECs) when compared to a standard. The expected ED ₅₀ is 4.0-8.0 ng/ml.
精製度	> 95 % SDS-PAGE. Purity is approximately 97% as determined by RP-HPLC and reducing and non-reducing SDS-PAGE.
発現系	Escherichia coli
タンパク質長	Protein fragment
Animal free	No
由来	Recombinant
生物種	Rat
配列	MAPTTEGEQK AHEVVKFMDV YQRSYCRPIE TLVDIFQEYP DEIEYIFKPS CVPLMRCAGC CNDEALECVP TSESNTMQI MRIKPHSQH IGEMSFLQHS RCECRPKKDR TKPEKHCEPC SERRKHLFVQ DPQTCKCCK NTDSRCKARQ LELNERTCRC DKPRR

特性

Our **Abpromise guarantee** covers the use of **ab92846** in the following tested applications.

The application notes include recommended starting dilutions; optimal dilutions/concentrations should be determined by the end user.

アプリケーション	SDS-PAGE Functional Studies
製品の状態	Lyophilized
備考	Endotoxin Level: Endotoxin level as measured by LAL is <0.01ng/ug or <0.1EU/ug.

前処理および保存

保存方法および安定性 Shipped at 4°C. Upon delivery aliquot and store at -20°C. Avoid repeated freeze / thaw cycles.

Constituent: 0.165% Sodium phosphate

This product is an active protein and may elicit a biological response in vivo, handle with caution.

再構成 It is recommended to reconstitute the lyophilized product with sterile water at a concentration of 0.1 mg/ml, which can be further diluted into other aqueous solutions. Reconstituted material should be aliquoted and frozen at -20°C. It is recommended to add a carrier protein (0.1% HSA or BSA) for long term storage.

関連情報

機能 Growth factor active in angiogenesis, vasculogenesis and endothelial cell growth. Induces endothelial cell proliferation, promotes cell migration, inhibits apoptosis and induces permeabilization of blood vessels. Binds to the FLT1/VEGFR1 and KDR/VEGFR2 receptors, heparan sulfate and heparin. NRP1/Neuropilin-1 binds isoforms VEGF-165 and VEGF-145. Isoform VEGF165B binds to KDR but does not activate downstream signaling pathways, does not activate angiogenesis and inhibits tumor growth.

組織特異性 Isoform VEGF189, isoform VEGF165 and isoform VEGF121 are widely expressed. Isoform VEGF206 and isoform VEGF145 are not widely expressed.

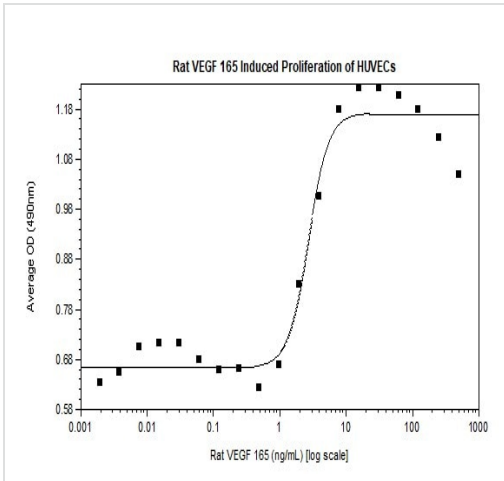
関連疾患 Defects in VEGFA are a cause of susceptibility to microvascular complications of diabetes type 1 (MVCD1) [MIM:603933]. These are pathological conditions that develop in numerous tissues and organs as a consequence of diabetes mellitus. They include diabetic retinopathy, diabetic nephropathy leading to end-stage renal disease, and diabetic neuropathy. Diabetic retinopathy remains the major cause of new-onset blindness among diabetic adults. It is characterized by vascular permeability and increased tissue ischemia and angiogenesis.

配列類似性 Belongs to the PDGF/VEGF growth factor family.

細胞内局在 Secreted. VEGF121 is acidic and freely secreted. VEGF165 is more basic, has heparin-binding properties and, although a significant proportion remains cell-associated, most is freely secreted. VEGF189 is very basic, it is cell-associated after secretion and is bound avidly by heparin and the extracellular matrix, although it may be released as a soluble form by heparin, heparinase or plasmin.

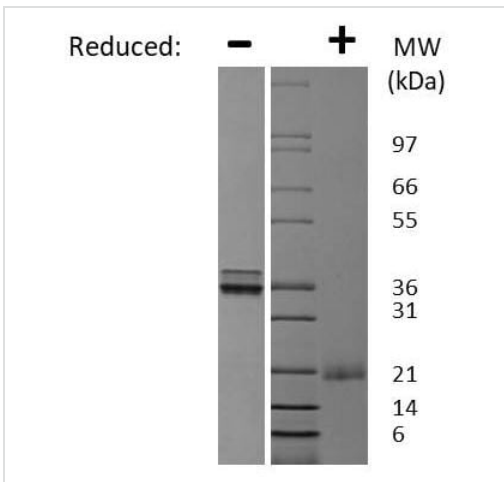
画像

Functional analysis of ab92846



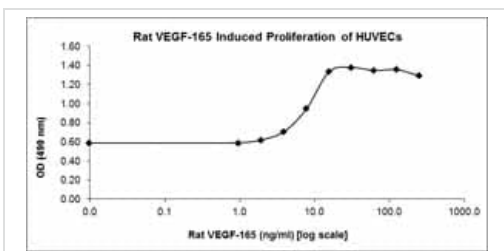
Functional Studies - Recombinant rat VEGFA protein (ab92846)

SDS PAGE analysis of ab92846 under non-reducing (-) and reducing (+) conditions. Stained with Coomassie Blue.



SDS-PAGE - Recombinant rat VEGFA protein (ab92846)

ab92846 used in Functional Studies.



Functional Studies - Recombinant rat VEGFA protein (ab92846)

Please note: All products are "FOR RESEARCH USE ONLY. NOT FOR USE IN DIAGNOSTIC PROCEDURES"

Our Abpromise to you: Quality guaranteed and expert technical support

- Replacement or refund for products not performing as stated on the datasheet
- Valid for 12 months from date of delivery
- Response to your inquiry within 24 hours

- We provide support in Chinese, English, French, German, Japanese and Spanish
- Extensive multi-media technical resources to help you
- We investigate all quality concerns to ensure our products perform to the highest standards

If the product does not perform as described on this datasheet, we will offer a refund or replacement. For full details of the Abpromise, please visit <https://www.abcam.co.jp/abpromise> or contact our technical team.

Terms and conditions

- Guarantee only valid for products bought direct from Abcam or one of our authorized distributors