

Recombinant human VEGF Receptor 2 protein (Active) ab106310

画像数 3

製品の詳細

製品名	Recombinant human VEGF Receptor 2 protein (Active)
生理活性	Measured by its ability to inhibit the VEGF165-induced proliferation in human umbilical vein endothelial (HUVE) cells.
精製度	> 95 % SDS-PAGE. Affinity purified.
発現系	Insect cells
アクセッション番号	<u>P35968</u>
タンパク質長	Full length protein
Animal free	No
由来	Recombinant
生物種	Human
配列	The soluble receptor protein consists of the first 6 extracellular domains and contains the unique C-terminal end of native Human soluble VEGF Receptor 2 (CGRETILDHSAEAVGMP) [Albuquerque et al., Nature Medicine, 2009] generated by alternative splicing.
予測される分子量	105 kDa

特性

Our **Abpromise guarantee** covers the use of **ab106310** in the following tested applications.

The application notes include recommended starting dilutions; optimal dilutions/concentrations should be determined by the end user.

アプリケーション	Functional Studies SDS-PAGE
製品の状態	Lyophilized
備考	Endotoxin level: < 0.1 ng per ug. Measured by its ability to bind to immobilized recombinant Human VEGF165 in a functional ELISA.

前処理および保存

保存方法および安定性

Shipped at 4°C. Upon delivery aliquot and store at -20°C or -80°C. Avoid repeated freeze / thaw cycles.

Constituents: 0.4875% MES, 0.87% Sodium chloride

This product is an active protein and may elicit a biological response in vivo, handle with caution.

再構成

The lyophilized powder should be reconstituted in water or PBS to a concentration not lower than 100 µg/ml.

関連情報

機能

Receptor for VEGF or VEGFC. Has a tyrosine-protein kinase activity. The VEGF-kinase ligand/receptor signaling system plays a key role in vascular development and regulation of vascular permeability. In case of HIV-1 infection, the interaction with extracellular viral Tat protein seems to enhance angiogenesis in Kaposi's sarcoma lesions.

関連疾患

Defects in KDR are associated with susceptibility to hemangioma capillary infantile (HCI) [MIM:602089]. HCI are benign, highly proliferative lesions involving aberrant localized growth of capillary endothelium. They are the most common tumor of infancy, occurring in up to 10% of all births. Hemangiomas tend to appear shortly after birth and show rapid neonatal growth for up to 12 months characterized by endothelial hypercellularity and increased numbers of mast cells. This phase is followed by slow involution at a rate of about 10% per year and replacement by fibrofatty stroma.

配列類似性

Belongs to the protein kinase superfamily. Tyr protein kinase family. CSF-1/PDGF receptor subfamily.

Contains 7 Ig-like C2-type (immunoglobulin-like) domains.

Contains 1 protein kinase domain.

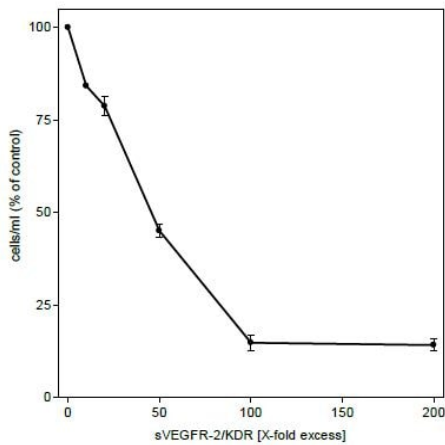
翻訳後修飾

Phosphorylated. Dephosphorylated by PTPRB. Dephosphorylated by PTPRJ at Tyr-951, Tyr-996, Tyr-1054, Tyr-1059, Tyr-1175 and Tyr-1214.

細胞内局在

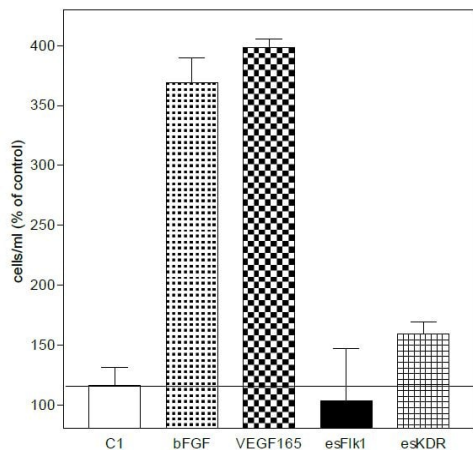
Membrane.

画像



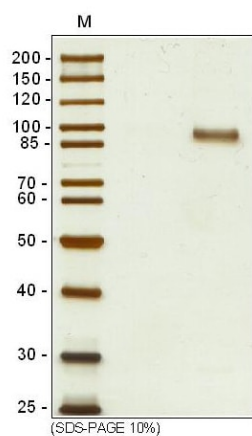
Functional Studies - Recombinant Human VEGF Receptor 2 protein (ab106310)

Inhibition of the VEGF165-induced proliferation in HUVECs by soluble VEGFR-2/KDR. VEGF165 (10ng/ml) was preincubated with increasing amounts of sVEGFR-2/KDR for 1h and then added to the cells.



Functional Studies - Recombinant Human VEGF Receptor 2 protein (ab106310)

Inhibition of the VEGF165-induced proliferation of HUVE cells by recombinant human and mouse endogenous sKDR and sFlk-1 HUVECs were stimulated with 10 ng/ml VEGF165, both soluble receptors were added with a 100X excess.



SDS-PAGE - Recombinant Human VEGF Receptor 2 protein (ab106310)

SDS-PAGE showing ab106310

Please note: All products are "FOR RESEARCH USE ONLY. NOT FOR USE IN DIAGNOSTIC PROCEDURES"

Our Abpromise to you: Quality guaranteed and expert technical support

- Replacement or refund for products not performing as stated on the datasheet
- Valid for 12 months from date of delivery
- Response to your inquiry within 24 hours

- We provide support in Chinese, English, French, German, Japanese and Spanish
- Extensive multi-media technical resources to help you
- We investigate all quality concerns to ensure our products perform to the highest standards

If the product does not perform as described on this datasheet, we will offer a refund or replacement. For full details of the Abpromise, please visit <https://www.abcam.co.jp/abpromise> or contact our technical team.

Terms and conditions

- Guarantee only valid for products bought direct from Abcam or one of our authorized distributors