

Recombinant human Src protein ab51424

1 References [画像数 4](#)

製品の詳細

製品名	Recombinant human Src protein
生理活性	Specific activity 98 nmol/min/mg.
精製度	> 95 % Densitometry.
発現系	Escherichia coli
タンパク質長	Full length protein
Animal free	No
由来	Recombinant
生物種	Human
タグ	GST tag N-Terminus

特性

Our Abpromise guarantee covers the use of ab51424 in the following tested applications.	
The application notes include recommended starting dilutions; optimal dilutions/concentrations should be determined by the end user.	
アプリケーション	Functional Studies SDS-PAGE
製品の状態	Liquid
備考	ab204883 (CDK1 peptide) can be utilized as a substrate for assessing kinase activity

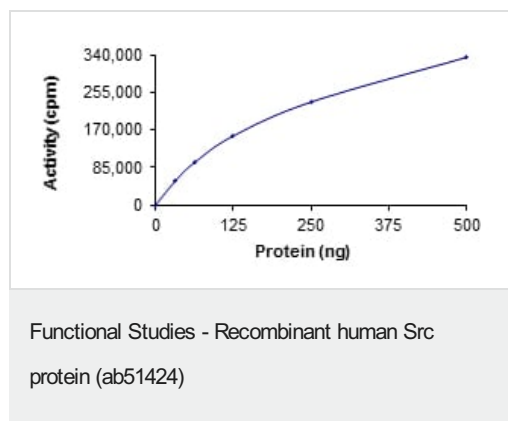
前処理および保存

保存方法および安定性	Shipped on dry ice. Upon delivery aliquot and store at -80°C. Avoid freeze / thaw cycles. pH: 7.50 Constituents: 0.0038% EGTA, 0.00174% PMSF, 0.00385% DTT, 0.79% Tris HCl, 0.00292% EDTA, 25% Glycerol (glycerin, glycerine), 0.87% Sodium chloride This product is an active protein and may elicit a biological response in vivo, handle with caution.
------------	--

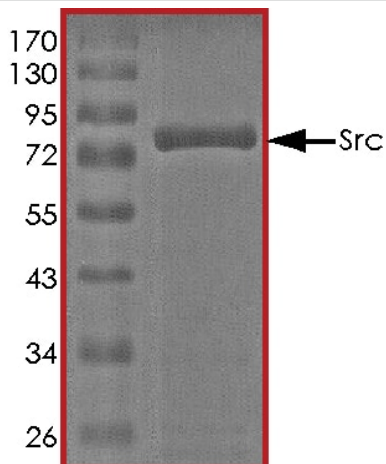
関連情報

機能	<p>Non-receptor protein tyrosine kinase that plays pivotal roles in numerous cellular processes such as proliferation, migration, and transformation. In concert with PTK2B, plays an important role in osteoclastic bone resorption. Both the formation of a SRC-PTK2B complex, and SRC kinase activity are necessary for this function. Once it is recruited to the activated integrins, by PTK2B, it phosphorylates CBL which in turn induces the activation and recruitment of phosphatidylinositol 3-kinase to the cell membrane in a signaling pathway that is critical for osteoclast function. Promotes energy production in osteoclasts by activating mitochondrial cytochrome C oxidase. Phosphorylates RUNX3 and COX2 on tyrosine residues, TNK2 on 'Tyr-284' and CBL on 'Tyr-731'. Enhances DDX58/RIG-I-elicited antiviral signaling.</p>
配列類似性	<p>Belongs to the protein kinase superfamily. Tyr protein kinase family. SRC subfamily. Contains 1 protein kinase domain. Contains 1 SH2 domain. Contains 1 SH3 domain.</p>
翻訳後修飾	<p>Dephosphorylated at Tyr-530 by PTPRJ (By similarity). Phosphorylated on Tyr-530 by c-Src kinase (CSK). The phosphorylated form is termed pp60c-src. Dephosphorylated by PTPRJ at Tyr-419. Normally maintained in an inactive conformation with the SH2 domain engaged with Tyr-530, the SH3 domain engaged with the SH2-kinase linker, and Tyr-419 dephosphorylated. Dephosphorylation of Tyr-530 as a result of protein tyrosine phosphatase (PTP) action disrupts the intramolecular interaction between the SH2 domain and Tyr-530, Tyr-419 can then become autophosphorylated, resulting in SRC activation. Phosphorylation of Tyr-530 by CSK allows this interaction to reform, resulting in SRC inactivation. S-nitrosylation is important for activation of its kinase activity.</p>
細胞内局在	<p>Cell membrane. Mitochondrion inner membrane.</p>

画像

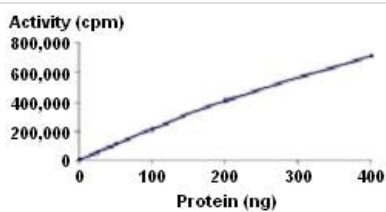


The specific activity of Src (ab51424) was determined to be 100 nmol/min/mg as per activity assay protocol



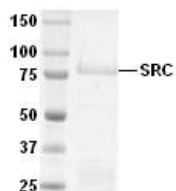
SDS PAGE analysis of ab51424

SDS-PAGE - Recombinant human Src protein
(ab51424)



Kinase activity assay - Specific activity 98 nmol/min/mg

Functional Studies - Recombinant human Src
protein (ab51424)



Recombinant human Src protein (tagged). Molecular weight 83
kDa.

SDS-PAGE - Recombinant human Src protein
(ab51424)

Our Abpromise to you: Quality guaranteed and expert technical support

- Replacement or refund for products not performing as stated on the datasheet
- Valid for 12 months from date of delivery
- Response to your inquiry within 24 hours

- We provide support in Chinese, English, French, German, Japanese and Spanish
- Extensive multi-media technical resources to help you
- We investigate all quality concerns to ensure our products perform to the highest standards

If the product does not perform as described on this datasheet, we will offer a refund or replacement. For full details of the Abpromise, please visit <https://www.abcam.co.jp/abpromise> or contact our technical team.

Terms and conditions

- Guarantee only valid for products bought direct from Abcam or one of our authorized distributors