

### Recombinant human PDK3 protein ab125606

画像数 5

#### 製品の詳細

製品名	Recombinant human PDK3 protein
生理活性	The specific activity of ab125606 was determined to be 12 nmol/mg/min.
精製度	> 90 % Densitometry. Purity determined to be >90% by densitometry. Affinity purified. Purity is lot specific. Please contact our technical Support team for details.
発現系	Baculovirus infected Sf9 cells
アクセッション番号	<b><u>Q15120</u></b>
タンパク質長	Full length protein
Animal free	No
由来	Recombinant
生物種	Human
予測される分子量	69 kDa including tags
領域	1 to 406
タグ	GST tag N-Terminus

#### 特性

Our **Abpromise guarantee** covers the use of **ab125606** in the following tested applications.

The application notes include recommended starting dilutions; optimal dilutions/concentrations should be determined by the end user.

アプリケーション	Western blot Functional Studies SDS-PAGE
製品の状態	Liquid
備考	<b><u>ab125602</u></b> (Human Pyruvate Dehydrogenase E1-alpha subunit full length protein) can be utilized as a substrate for assessing Kinase activity

#### 前処理および保存

保存方法および安定性	Shipped on dry ice. Upon delivery aliquot and store at -80°C. Avoid freeze / thaw cycles. pH: 7.50
------------	---

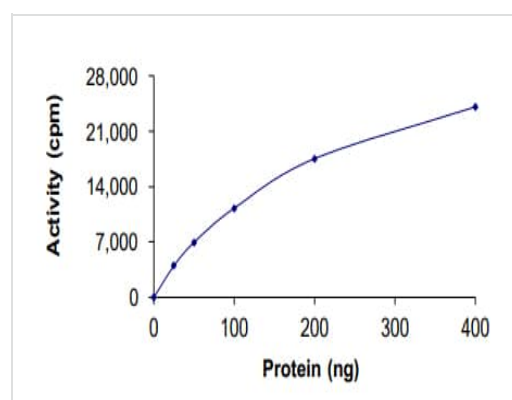
Constituents: 0.31% Glutathione, 0.002% PMSF, 0.004% DTT, 0.79% Tris HCl, 0.003% EDTA, 25% Glycerol (glycerin, glycerine), 0.88% Sodium chloride

This product is an active protein and may elicit a biological response in vivo, handle with caution.

## 関連情報

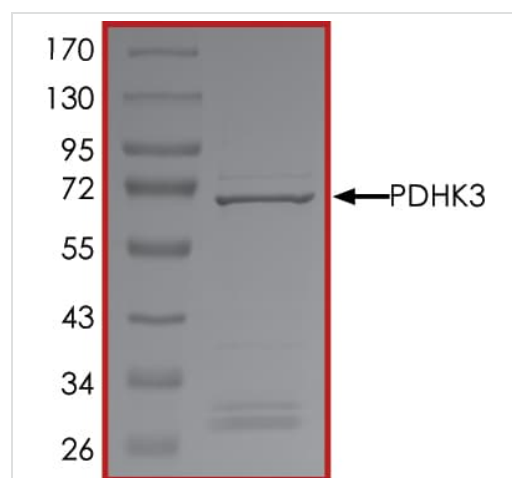
機能	Inhibits the mitochondrial pyruvate dehydrogenase complex by phosphorylation of the E1 alpha subunit, thus contributing to the regulation of glucose metabolism.
組織特異性	Found almost exclusively in heart and skeletal muscle.
配列類似性	Belongs to the PDK/BCKDK protein kinase family. Contains 1 histidine kinase domain.
細胞内局在	Mitochondrion matrix.

## 画像



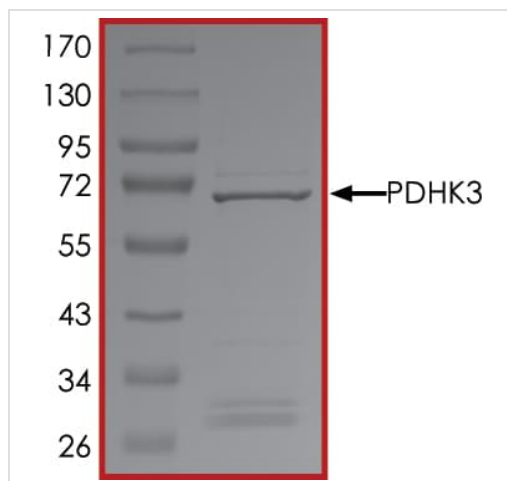
The specific activity of PDK3 (ab125606) was determined to be 11 nmol/min/mg as per activity assay protocol

Functional Studies - Recombinant human PDK3 protein (ab125606)



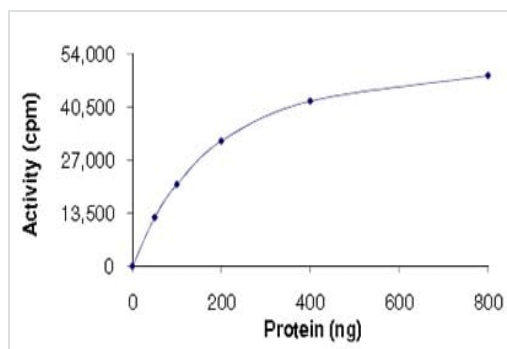
SDS PAGE analysis of ab125606

SDS-PAGE - Recombinant human PDK3 protein (ab125606)



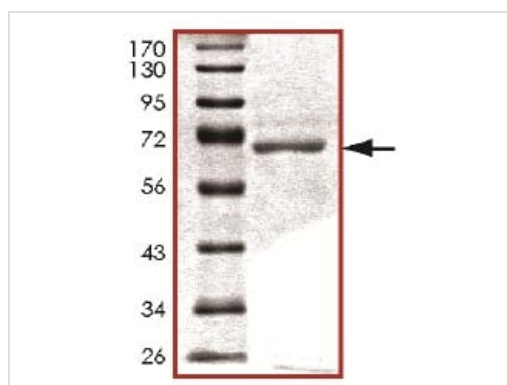
SDS PAGE analysis of ab125606

SDS-PAGE - Recombinant human PDK3 protein  
(ab125606)



The specific activity of ab125606 was determined to be 12 nmol/mg/min by Kinase Assay.

Functional Studies - Recombinant human PDK3  
protein (ab125606)



SDS-PAGE analysis of ab125606.

SDS-PAGE - Recombinant human PDK3 protein  
(ab125606)

**Please note:** All products are "FOR RESEARCH USE ONLY. NOT FOR USE IN DIAGNOSTIC PROCEDURES"

**Our Abpromise to you: Quality guaranteed and expert technical support**

- Replacement or refund for products not performing as stated on the datasheet
- Valid for 12 months from date of delivery
- Response to your inquiry within 24 hours
- We provide support in Chinese, English, French, German, Japanese and Spanish
- Extensive multi-media technical resources to help you
- We investigate all quality concerns to ensure our products perform to the highest standards

If the product does not perform as described on this datasheet, we will offer a refund or replacement. For full details of the Abpromise, please visit <https://www.abcam.co.jp/abpromise> or contact our technical team.

#### **Terms and conditions**

---

- Guarantee only valid for products bought direct from Abcam or one of our authorized distributors