

Recombinant human MST3 protein ab51413

画像数 4

製品の詳細

製品名	Recombinant human MST3 protein
生理活性	Specific activity 265 nmol/min/mg.
精製度	> 90 % Densitometry. Affinity purified.
発現系	Baculovirus infected Sf9 cells
タンパク質長	Protein fragment
Animal free	No
由来	Recombinant
生物種	Human
領域	1 to 311

特性

Our **Abpromise guarantee** covers the use of **ab51413** in the following tested applications.

The application notes include recommended starting dilutions; optimal dilutions/concentrations should be determined by the end user.

アプリケーション	Functional Studies SDS-PAGE
製品の状態	Liquid
備考	ab204875 (PKC epsilon peptide) can be utilized as a substrate for assessing kinase activity

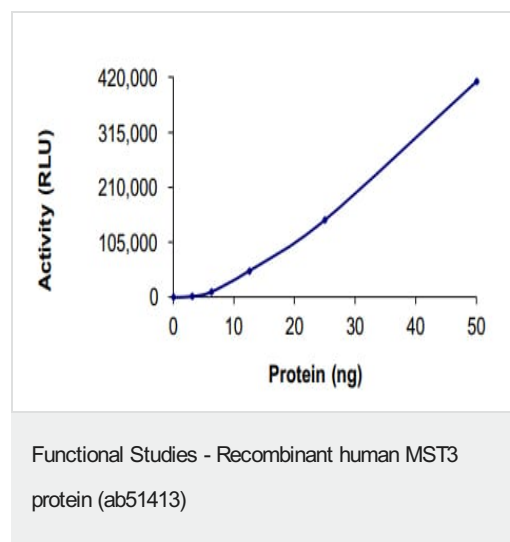
前処理および保存

保存方法および安定性	Shipped on dry ice. Upon delivery aliquot and store at -80°C. Avoid freeze / thaw cycles. pH: 7.50 Constituents: 0.87% Sodium chloride, 25% Glycerol (glycerin, glycerine), 0.00292% EDTA, 0.79% Tris HCl, 0.00385% DTT, 0.00174% PMSF, 0.0038% EGTA This product is an active protein and may elicit a biological response in vivo, handle with caution.
------------	--


関連情報

機能	Serine/threonine-protein kinase that acts on both serine and threonine residues and promotes apoptosis in response to stress stimuli and caspase activation. Mediates oxidative-stress-induced cell death by modulating phosphorylation of JNK1-JNK2 (MAPK8 and MAPK9), p38 (MAPK11, MAPK12, MAPK13 and MAPK14) during oxidative stress. Plays a role in a staurosporine-induced caspase-independent apoptotic pathway by regulating the nuclear translocation of AIFM1 and ENDOG and the DNase activity associated with ENDOG. Phosphorylates STK38L on 'Thr-442' and stimulates its kinase activity. Regulates cellular migration with alteration of PTPN12 activity and PXN phosphorylation: phosphorylates PTPN12 and inhibits its activity and may regulate PXN phosphorylation through PTPN12. May act as a key regulator of axon regeneration in the optic nerve and radial nerve.
組織特異性	Isoform A is ubiquitous. Isoform B is expressed in brain with high expression in hippocampus and cerebral cortex.
配列類似性	Belongs to the protein kinase superfamily. STE Ser/Thr protein kinase family. STE20 subfamily. Contains 1 protein kinase domain.
翻訳後修飾	Proteolytically processed by caspases during apoptosis. Proteolytic cleavage results in kinase activation, nuclear translocation of the truncated form (MST3/N) and the induction of apoptosis. Isoform B is activated by phosphorylation by PKA. Oxidative stress induces phosphorylation. Activated by autophosphorylation at Thr-190 and phosphorylation at this site is essential for its function. Manganese, magnesium and cobalt-dependent autophosphorylation is mainly on threonine residues while zinc-dependent autophosphorylation is on both serine and threonine residues.
細胞内局在	Cytoplasm. Nucleus. Membrane. The truncated form (MST3/N) translocates to the nucleus. Co-localizes with STK38L in the membrane.

画像

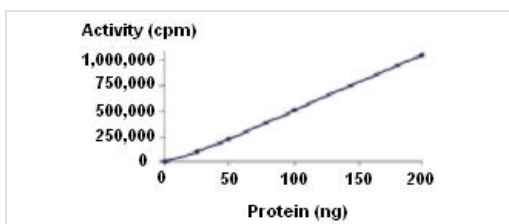


The specific activity of MST3 (ab51413) was determined to be 265 nmol/min/mg as per activity assay protocol



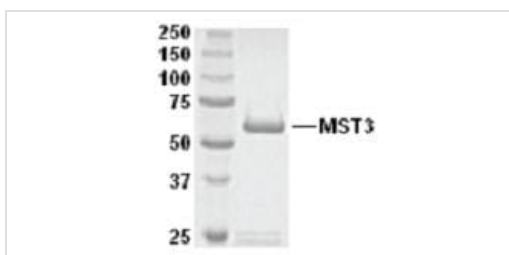
SDS PAGE analysis of ab51413

SDS-PAGE - Recombinant human MST3 protein (ab51413)



Kinase activity assay - specific activity 265 nmol/min/mg.

Functional Studies - Recombinant human MST3 protein (ab51413)



Molecular weight 63 kDa

SDS-PAGE - Recombinant human MST3 protein (ab51413)

Please note: All products are "FOR RESEARCH USE ONLY. NOT FOR USE IN DIAGNOSTIC PROCEDURES"

Our Abpromise to you: Quality guaranteed and expert technical support

- Replacement or refund for products not performing as stated on the datasheet
- Valid for 12 months from date of delivery
- Response to your inquiry within 24 hours
- We provide support in Chinese, English, French, German, Japanese and Spanish
- Extensive multi-media technical resources to help you
- We investigate all quality concerns to ensure our products perform to the highest standards

If the product does not perform as described on this datasheet, we will offer a refund or replacement. For full details of the Abpromise, please visit <https://www.abcam.co.jp/abpromise> or contact our technical team.

Terms and conditions

- Guarantee only valid for products bought direct from Abcam or one of our authorized distributors