




# Anti-ZNF618 antibody ab272674

画像数 2

### 製品の概要

---

製品名	Anti-ZNF618 antibody
製品の詳細	Rabbit polyclonal to ZNF618
由来種	Rabbit
アプリケーション	<b>適用あり:</b> ICC/IF, WB
種交差性	<b>交差種:</b> Human <b>交差が予測される動物種:</b> Mouse 
免疫原	Recombinant fragment corresponding to Human ZNF618 aa 200-300. Database link: <a href="#">Q5T7W0</a>  <a href="#">Run BLAST with</a>  <a href="#">Run BLAST with</a>
ポジティブ・コントロール	WB: RT4 cells. IF: A549 cells.
特記事項	<p>The Life Science industry has been in the grips of a reproducibility crisis for a number of years. Abcam is leading the way in addressing this with our range of recombinant monoclonal antibodies and knockout edited cell lines for gold-standard validation. Please check that this product meets your needs before purchasing.</p> <p>If you have any questions, special requirements or concerns, please send us an inquiry and/or contact our Support team ahead of purchase. Recommended alternatives for this product can be found below, along with publications, customer reviews and Q&amp;As</p>

### 製品の特性

---

製品の状態	Liquid
保存方法	Shipped at 4°C. Store at +4°C short term (1-2 weeks). Upon delivery aliquot. Store at -20°C long term. Avoid freeze / thaw cycle.
バッファー	pH: 7.20 Preservative: 0.02% Sodium azide Constituents: 40% Glycerol (glycerin, glycerine), PBS
精製度	Immunogen affinity purified
ポリ/モノ	ポリクローナル
アイソタイプ	IgG

## アプリケーション

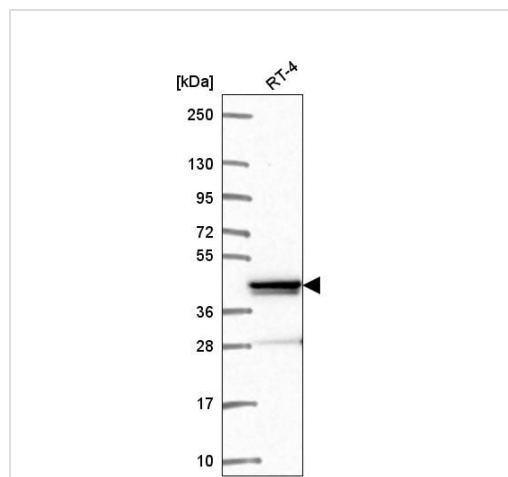
The Abpromise guarantee **Abpromise保証は、次のテスト済みアプリケーションにおけるab272674の使用に適用されます**  
アプリケーションノートには、推奨の開始希釈率がありますが、適切な希釈率につきましてはご検討ください。

アプリケーション	Abreviews	特記事項
ICC/IF		Use a concentration of 0.25 - 2 µg/ml.
WB		Use a concentration of 0.04 - 0.4 µg/ml.

## ターゲット情報

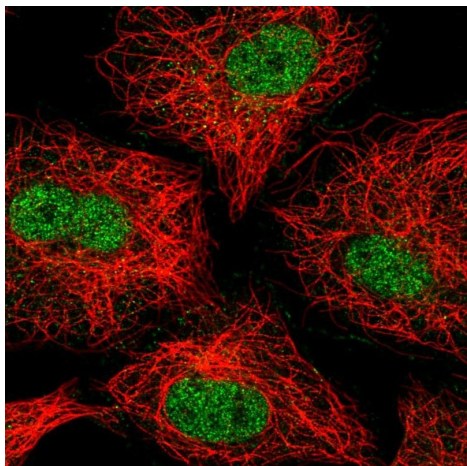
機能	May be involved in transcriptional regulation.
配列類似性	Belongs to the krueppel C2H2-type zinc-finger protein family. Contains 4 C2H2-type zinc fingers.
細胞内局在	Nucleus.

## 画像



Western blot - Anti-ZNF618 antibody (ab272674)

Anti-ZNF618 antibody (ab272674) at 0.4 µg/ml + RT4 cells (Human urinary bladder cancer cell line)



PFA fixed, Triton X-100 permeabilized A549 cells (human lung carcinoma cell line) labeling ZNF618 (green) using ab272674 at 2 ug/ml in ICC/IF analysis.

Immunocytochemistry/ Immunofluorescence - Anti-ZNF618 antibody (ab272674)

**Please note:** All products are "FOR RESEARCH USE ONLY. NOT FOR USE IN DIAGNOSTIC PROCEDURES"

### Our Abpromise to you: Quality guaranteed and expert technical support

---

- Replacement or refund for products not performing as stated on the datasheet
- Valid for 12 months from date of delivery
- Response to your inquiry within 24 hours
- We provide support in Chinese, English, French, German, Japanese and Spanish
- Extensive multi-media technical resources to help you
- We investigate all quality concerns to ensure our products perform to the highest standards

If the product does not perform as described on this datasheet, we will offer a refund or replacement. For full details of the Abpromise, please visit <https://www.abcam.co.jp/abpromise> or contact our technical team.

### Terms and conditions

---

- Guarantee only valid for products bought direct from Abcam or one of our authorized distributors