

### Anti-XRCC1 (phospho S518 + T519 + T523) antibody ab84417

#### 1 References [画像数 3](#)

#### 製品の概要

製品名	Anti-XRCC1 (phospho S518 + T519 + T523) antibody
製品の詳細	Rabbit polyclonal to XRCC1 (phospho S518 + T519 + T523)
由来種	Rabbit
アプリケーション	<b>適用あり:</b> IHC-P
種交差性	<b>交差種:</b> Mouse, Human <b>交差が予測される動物種:</b> Chimpanzee, Gorilla 
免疫原	Synthetic peptide corresponding to Human XRCC1 (phospho S518 + T519 + T523).
ポジティブ・コントロール	IHC: Human breast carcinoma, Mouse squamous cell carcinoma.
特記事項	<p>The Life Science industry has been in the grips of a reproducibility crisis for a number of years. Abcam is leading the way in addressing this with our range of recombinant monoclonal antibodies and knockout edited cell lines for gold-standard validation. Please check that this product meets your needs before purchasing.</p> <p>If you have any questions, special requirements or concerns, please send us an inquiry and/or contact our Support team ahead of purchase. Recommended alternatives for this product can be found below, along with publications, customer reviews and Q&amp;As</p>

#### 製品の特性

製品の状態	Liquid
保存方法	Shipped at 4°C. Upon delivery aliquot and store at -20°C. Avoid freeze / thaw cycles.
バッファー	pH: 6.8 Preservative: 0.09% Sodium azide Constituents: 0.1% BSA, Tris buffered saline
精製度	Immunogen affinity purified
ポリモノ	ポリクローナル
アイソタイプ	IgG

#### アプリケーション

The Abpromise guarantee

Abpromise保証は、次のテスト済みアプリケーションにおけるab84417の使用に適用されます

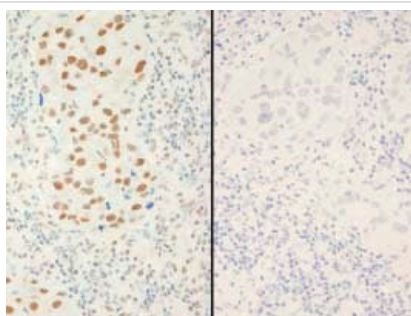
アプリケーションノートには、推奨の開始希釈率がありますが、適切な希釈率につきましてはご確認ください。

アプリケーション	Abreviews	特記事項
IHC-P		1/100 - 1/500. Perform heat mediated antigen retrieval with citrate buffer pH 6 before commencing with IHC staining protocol.

## ターゲット情報

機能	Corrects defective DNA strand-break repair and sister chromatid exchange following treatment with ionizing radiation and alkylating agents.
配列類似性	Contains 2 BRCT domains.
翻訳後修飾	Phosphorylation of Ser-371 causes dimer dissociation. Phosphorylation by CK2 promotes interaction with APTX and APLF. Sumoylated.
細胞内局在	Nucleus. Accumulates at sites of DNA damage.

## 画像



Immunohistochemistry (Formalin/PFA-fixed paraffin-embedded sections) - Anti-XRCC1 (phospho S518 + T519 + T523) antibody (ab84417)

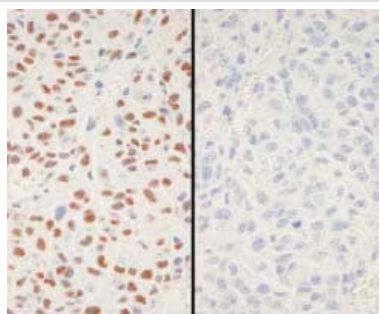
Detection of Human XRCC1 (phospho S518 + T519 + T523) by Immunohistochemistry.

Samples: FFPE serial sections of Human breast adenocarcinoma.

Mock phosphatase treated section (left) or calf intestinal phosphatase-treated section (right) immunostained for XRCC1 (phospho S518 + T519 + T523).

Antibody: ab84417 used at a dilution of 1/250.

Detection: DAB staining.

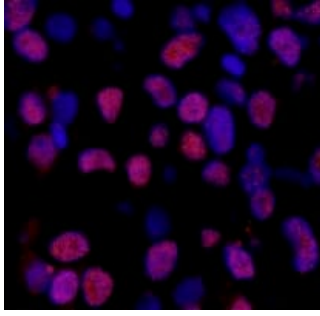


Immunohistochemistry (Formalin/PFA-fixed paraffin-embedded sections) - Anti-XRCC1 (phospho S518 + T519 + T523) antibody (ab84417)

Detection of Mouse XRCC1 (phospho S518 + T519 + T523) by Immunohistochemistry.

Samples: FFPE serial sections of Mouse squamous cell carcinoma. Mock phosphatase treated section (left) or calf intestinal phosphatase-treated section (right) immunostained for XRCC1 (phospho S518 + T519 + T523).

Antibody: ab84417 used at a dilution of 1/250. Detection: DAB staining.



Detection of Human XRCC1 (phospho S518 + T519 + T523) by Immunofluorescence.

Sample: FFPE section of Human breast carcinoma.

Antibody: ab84417 used at a dilution of 1/100.

Detection: Red-fluorescent Alexa Fluor 555 goat anti-rabbit IgG used at a dilution of 1/500.

Immunohistochemistry (Formalin/PFA-fixed paraffin-embedded sections) - Anti-XRCC1 (phospho S518 + T519 + T523) antibody (ab84417)

**Please note:** All products are "FOR RESEARCH USE ONLY. NOT FOR USE IN DIAGNOSTIC PROCEDURES"

### Our Abpromise to you: Quality guaranteed and expert technical support

---

- Replacement or refund for products not performing as stated on the datasheet
- Valid for 12 months from date of delivery
- Response to your inquiry within 24 hours
- We provide support in Chinese, English, French, German, Japanese and Spanish
- Extensive multi-media technical resources to help you
- We investigate all quality concerns to ensure our products perform to the highest standards

If the product does not perform as described on this datasheet, we will offer a refund or replacement. For full details of the Abpromise, please visit <https://www.abcam.co.jp/abpromise> or contact our technical team.

### Terms and conditions

---

- Guarantee only valid for products bought direct from Abcam or one of our authorized distributors