


Anti-Wnt3a antibody ab28472

★★★★☆ **6 Abreviews** **114 References** 画像数 2

製品の概要

製品名	Anti-Wnt3a antibody
製品の詳細	Rabbit polyclonal to Wnt3a
由来種	Rabbit
特異性	Replenishment batches of our polyclonal antibody, ab28472 are tested in WB. Previous batches were additionally validated in ICC/IF. This application is still expected to work and is covered by our Abpromise guarantee. You may also be interested in our alternative recombinant antibody, ab219412 .
アプリケーション	適用あり: WB, ICC/IF 適用なし: IHC-P
種交差性	交差種: Mouse, Human 交差が予測される動物種: Chicken, Xenopus laevis, Zebrafish, a wide range of other species 
免疫原	Synthetic peptide. This information is proprietary to Abcam and/or its suppliers. (Peptide available as ab23327)
特記事項	<p>The Life Science industry has been in the grips of a reproducibility crisis for a number of years. Abcam is leading the way in addressing this with our range of recombinant monoclonal antibodies and knockout edited cell lines for gold-standard validation. Please check that this product meets your needs before purchasing.</p> <p>If you have any questions, special requirements or concerns, please send us an inquiry and/or contact our Support team ahead of purchase. Recommended alternatives for this product can be found below, along with publications, customer reviews and Q&As</p>

製品の特性

製品の状態	Liquid
保存方法	Shipped at 4°C. Store at +4°C short term (1-2 weeks). Upon delivery aliquot. Store at -20°C or -80°C. Avoid freeze / thaw cycle.
バッファー	pH: 7.40 Preservative: 0.02% Sodium azide Constituent: PBS
Batches of this product that have a concentration < 1mg/ml may have BSA added as a stabilising	

agent. If you would like information about the formulation of a specific lot, please contact our scientific support team who will be happy to help.

精製度	Immunogen affinity purified
ポリ/モノ	ポリクローナル
アイソタイプ	IgG

アプリケーション

The Abpromise guarantee Abpromise保証は、次のテスト済みアプリケーションにおけるab28472の使用に適用されます
アプリケーションノートには、推奨の開始希釈率がありますが、適切な希釈率につきましてはご検討ください。

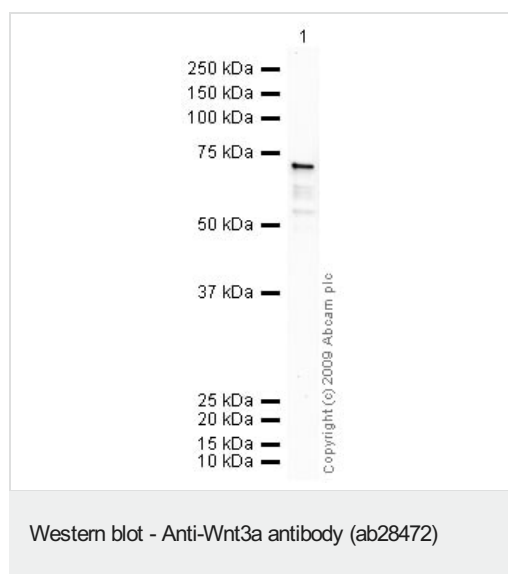
アプリケーション	Abreviews	特記事項
WB	★★★★★ (1)	Use a concentration of 1 µg/ml. Detects a band of approximately 39 kDa (predicted molecular weight: 39 kDa). Can be blocked with Human Wnt3a peptide (ab23327) .
ICC/IF		Use a concentration of 5 µg/ml.

追加情報 Is unsuitable for IHC-P.

ターゲット情報

機能	Ligand for members of the frizzled family of seven transmembrane receptors. Wnt-3 and Wnt-3a play distinct roles in cell-cell signaling during morphogenesis of the developing neural tube.
組織特異性	Moderately expressed in placenta and at low levels in adult lung, spleen, and prostate.
配列類似性	Belongs to the Wnt family.
細胞内局在	Secreted > extracellular space > extracellular matrix.

画像



Anti-Wnt3a antibody (ab28472) at 1 µg/ml + Mouse Wnt3a Full-length Recombinant Protein (Tagged) at 0.1 µg

Secondary

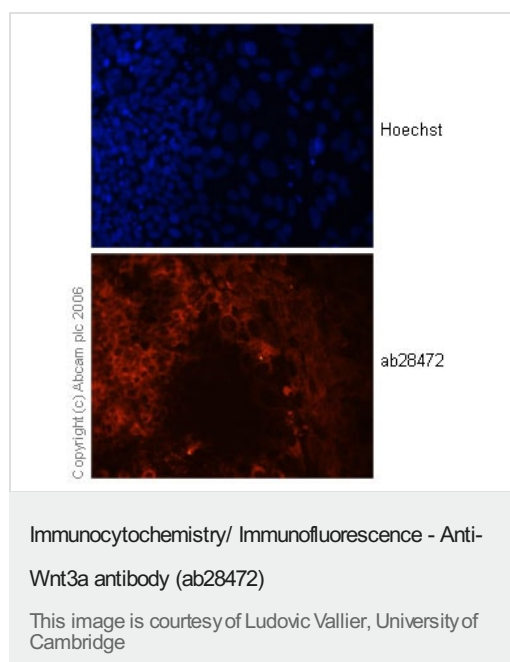
Goat polyclonal to Rabbit IgG - H&L - Pre-Adsorbed (HRP) at 1/3000 dilution

Predicted band size: 39 kDa

Observed band size: 68 kDa

ab28472 was tested against Mouse Wnt3a Full-length

Recombinant Protein predicted to run at the molecular weight of 68kDa.



ab28472 stained human embryonic stem cells differentiated into a heterogeneous mix of cells at 5 ug/ml.

Please note: All products are "FOR RESEARCH USE ONLY. NOT FOR USE IN DIAGNOSTIC PROCEDURES"

Our Abpromise to you: Quality guaranteed and expert technical support

- Replacement or refund for products not performing as stated on the datasheet
- Valid for 12 months from date of delivery
- Response to your inquiry within 24 hours
- We provide support in Chinese, English, French, German, Japanese and Spanish
- Extensive multi-media technical resources to help you
- We investigate all quality concerns to ensure our products perform to the highest standards

If the product does not perform as described on this datasheet, we will offer a refund or replacement. For full details of the Abpromise, please visit <https://www.abcam.co.jp/abpromise> or contact our technical team.

Terms and conditions

- Guarantee only valid for products bought direct from Abcam or one of our authorized distributors