




Anti-Versican antibody ab19345

★★★★★ [4 Abreviews](#) [66 References](#) [画像数 1](#)

製品の概要

製品名	Anti-Versican antibody
製品の詳細	Rabbit polyclonal to Versican
由来種	Rabbit
特異性	This antibody can be used to detect versican V1 (ADAMTS-1/4 site). This product is against the neoepitope of versican generated by cleavage of the versican core protein by ATAMTS 1/4.
アプリケーション	適用あり: WB
種交差性	交差種: Human 交差が予測される動物種: Rat 
免疫原	Synthetic peptide: CGG- DPEAAE, corresponding to amino acids 436-441 of Human Versican (Peptide available as ab39784 .)  Run BLAST with  Run BLAST with
特記事項	<p>The Life Science industry has been in the grips of a reproducibility crisis for a number of years. Abcam is leading the way in addressing this with our range of recombinant monoclonal antibodies and knockout edited cell lines for gold-standard validation. Please check that this product meets your needs before purchasing.</p> <p>If you have any questions, special requirements or concerns, please send us an inquiry and/or contact our Support team ahead of purchase. Recommended alternatives for this product can be found below, along with publications, customer reviews and Q&As</p>

製品の特性

製品の状態	Liquid
保存方法	Shipped at 4°C. Upon delivery aliquot and store at -20°C or -80°C. Avoid repeated freeze / thaw cycles.
バッファー	Preservative: 0.05% Sodium azide Constituents: PBS, 0.1% BSA
精製度	Protein A purified
ポリ/モノ	ポリクローナル
アイソタイプ	IgG

アプリケーション

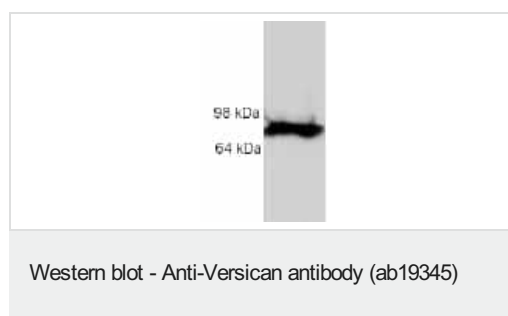
The Abpromise guarantee Abpromise保証は、次のテスト済みアプリケーションにおけるab19345の使用に適用されます
アプリケーションノートには、推奨の開始希釈率がありますが、適切な希釈率につきましてはご検討ください。

アプリケーション	Abreviews	特記事項
WB	★★★★★ (2)	Use a concentration of 1 µg/ml. Detects a band of approximately 70 kDa. Can be blocked with <u>Human Versican peptide (ab39784)</u> .

ターゲット情報

機能	May play a role in intercellular signaling and in connecting cells with the extracellular matrix. May take part in the regulation of cell motility, growth and differentiation. Binds hyaluronic acid.
組織特異性	Cerebral white matter and plasma. Isoform V0 and isoform V1 are expressed in normal brain, gliomas, medulloblastomas, schwannomas, neurofibromas, and meningiomas. Isoform V2 is restricted to normal brain and gliomas. Isoform V3 is found in all these tissues except medulloblastomas.
関連疾患	Defects in VCAN are the cause of Wagner syndrome type 1 (WGN1) [MIM:143200]. WGN is a dominantly inherited vitreoretinopathy characterized by an optically empty vitreous cavity with fibrillary condensations and a preretinal avascular membrane. Other optical features include progressive chorioretinal atrophy, perivascular sheathing, subcapsular cataract and myopia. Systemic manifestations are absent in WGN.
配列類似性	Belongs to the aggrecan/versican proteoglycan family. Contains 1 C-type lectin domain. Contains 2 EGF-like domains. Contains 1 Ig-like V-type (immunoglobulin-like) domain. Contains 2 Link domains. Contains 1 Sushi (CCP/SCR) domain.
発生段階	Disappears after the cartilage development.
翻訳後修飾	Phosphorylation sites are present in the extracellular medium.
細胞内局在	Secreted > extracellular space > extracellular matrix.

画像



Anti-Versican antibody (ab19345) at 1 µg/ml + Lysates prepared from human aorta.

ab19345 has been successfully used in Western blot procedures. By Western blot, this antibody detects an ~70 kDa protein representing Versican from mouse cumulus oocyte complexes.

Please note: All products are "FOR RESEARCH USE ONLY. NOT FOR USE IN DIAGNOSTIC PROCEDURES"

Our Abpromise to you: Quality guaranteed and expert technical support

- Replacement or refund for products not performing as stated on the datasheet
- Valid for 12 months from date of delivery
- Response to your inquiry within 24 hours

- We provide support in Chinese, English, French, German, Japanese and Spanish
- Extensive multi-media technical resources to help you
- We investigate all quality concerns to ensure our products perform to the highest standards

If the product does not perform as described on this datasheet, we will offer a refund or replacement. For full details of the Abpromise, please visit <https://www.abcam.co.jp/abpromise> or contact our technical team.

Terms and conditions

- Guarantee only valid for products bought direct from Abcam or one of our authorized distributors