

Anti-VEGF Receptor 3 antibody ab10284

★★★★★ [1 Abreviews](#) [2 References](#) [画像数 3](#)

製品の概要

製品名	Anti-VEGF Receptor 3 antibody
製品の詳細	Rabbit polyclonal to VEGF Receptor 3
由来種	Rabbit
特異性	In Western blots, this antibody shows a moderate cross-reactivity with VEGFR2/KDR and a weak cross-reactivity with VEGFR1/FLT1.
アプリケーション	適用あり: WB, ELISA, Flow Cyt, IHC-Fr, IP, ICC/IF
種交差性	交差種: Human
免疫原	Recombinant fragment (His-tag) corresponding to Human VEGF Receptor 3 aa 1-800. Database link: P35916 Run BLAST with Run BLAST with
ポジティブ・コントロール	IHC-Fr: Human spleen tissue. ICC/IF: MG63 cells. Flow Cyt: HDLEC.
特記事項	<p>The Life Science industry has been in the grips of a reproducibility crisis for a number of years. Abcam is leading the way in addressing this with our range of recombinant monoclonal antibodies and knockout edited cell lines for gold-standard validation. Please check that this product meets your needs before purchasing.</p> <p>If you have any questions, special requirements or concerns, please send us an inquiry and/or contact our Support team ahead of purchase. Recommended alternatives for this product can be found below, along with publications, customer reviews and Q&As</p>

製品の特性

製品の状態	Liquid
保存方法	Shipped at 4°C. Store at +4°C short term (1-2 weeks). Upon delivery aliquot. Store at -20°C or -80°C. Avoid freeze / thaw cycle.
バッファー	Constituent: PBS
精製度	Protein A purified
ポリ/モノ	ポリクローナル
アイソタイプ	IgG

アプリケーション

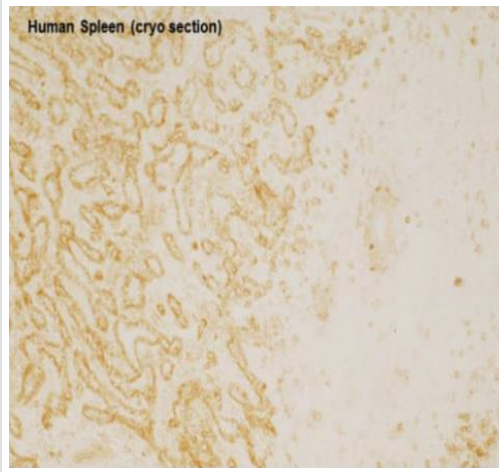
The Abpromise guarantee **Abpromise保証は、次のテスト済みアプリケーションにおけるab10284の使用に適用されます**
 アプリケーションノートには、推奨の開始希釈率がありますが、適切な希釈率につきましてはご検討ください。

アプリケーション	Abreviews	特記事項
WB		Use at an assay dependent concentration.
ELISA		Use at an assay dependent concentration.
Flow Cyt		Use a concentration of 1 - 5 µg/ml. ab171870 - Rabbit polyclonal IgG, is suitable for use as an isotype control with this antibody.
IHC-Fr	★★★★★ (1)	Use at an assay dependent concentration.
IP		Use at an assay dependent concentration. PubMed: 19366703
ICC/IF		Use at an assay dependent concentration.

ターゲット情報

機能	Receptor for VEGFC. Has a tyrosine-protein kinase activity.
組織特異性	Placenta, lung, heart, and kidney, does not seem to be expressed in pancreas and brain.
関連疾患	Defects in FLT4 are the cause of lymphedema hereditary type 1A (LMPH1A) [MIM:153100]; also known as Nonne-Milroy lymphedema or Milroy disease. Hereditary lymphedema is a chronic disabling condition which results in swelling of the extremities due to altered lymphatic flow. Patients with lymphedema suffer from recurrent local infections and physical impairment. Note=Defects in FLT4 are found in juvenile hemangioma. Juvenile hemangiomas are the most common tumors of infancy, occurring as many as 10% of all births. These benign vascular lesions enlarge rapidly during the first year of life by hyperplasia of endothelial cells and attendant pericytes, and then spontaneously involute over a period of years, leaving loose fibrofatty tissue.
配列類似性	Belongs to the protein kinase superfamily. Tyr protein kinase family. CSF-1/PDGF receptor subfamily. Contains 7 Ig-like C2-type (immunoglobulin-like) domains. Contains 1 protein kinase domain.
細胞内局在	Membrane.

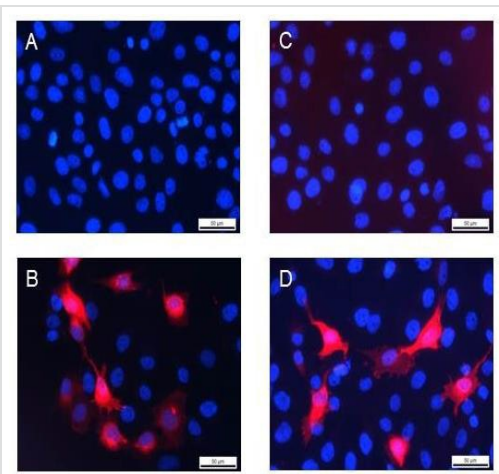
画像



Human Spleen (cryo section)

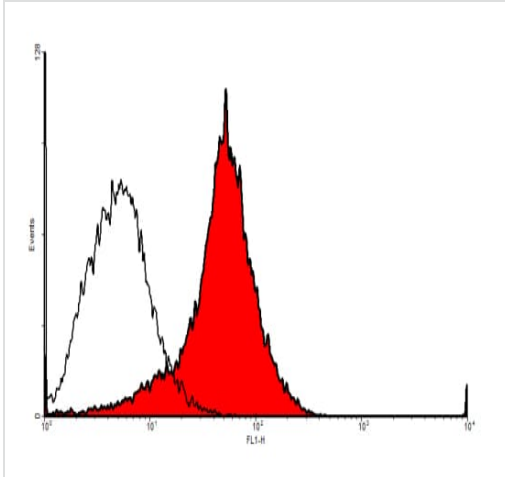
Immunohistochemistry (Frozen sections) analysis of human spleen tissue labelling VEGF Receptor 3 with ab10284.

Immunohistochemistry (Frozen sections) - Anti-VEGF Receptor 3 antibody (ab10284)



Immunocytochemistry/Immunofluorescence analysis of human VEGF Receptor 3 transfected MG63 cells labelling VEGF Receptor 3 (red) with ab10284 (D). A and C are negative controls with secondary antibody only. B uses a monoclonal antibody specific for VEGF Receptor 3.

Immunocytochemistry/ Immunofluorescence - Anti-VEGF Receptor 3 antibody (ab10284)



Flow Cytometry analysis of human dermal lymphatic endothelial cells (HDLEC) labelling VEGF Receptor 3 with ab10284.

Flow Cytometry - Anti-VEGF Receptor 3 antibody (ab10284)

Please note: All products are "FOR RESEARCH USE ONLY. NOT FOR USE IN DIAGNOSTIC PROCEDURES"

Our Abpromise to you: Quality guaranteed and expert technical support

- Replacement or refund for products not performing as stated on the datasheet
- Valid for 12 months from date of delivery
- Response to your inquiry within 24 hours
- We provide support in Chinese, English, French, German, Japanese and Spanish
- Extensive multi-media technical resources to help you
- We investigate all quality concerns to ensure our products perform to the highest standards

If the product does not perform as described on this datasheet, we will offer a refund or replacement. For full details of the Abpromise, please visit <https://www.abcam.co.jp/abpromise> or contact our technical team.

Terms and conditions

- Guarantee only valid for products bought direct from Abcam or one of our authorized distributors