


Anti-UBE3A antibody ab10488

[1 References](#) [画像数 2](#)

製品の概要

製品名	Anti-UBE3A antibody
製品の詳細	Rabbit polyclonal to UBE3A
由来種	Rabbit
アプリケーション	適用あり: WB, IP
種交差性	交差種: Mouse, Human 交差が予測される動物種: Rabbit, Chicken, Guinea pig, Turkey, Pig, Xenopus laevis, Chimpanzee, Rhesus monkey, Gorilla, Tilapia, Orangutan, Xenopus tropicalis, Medaka fish 
免疫原	Synthetic peptide corresponding to Human UBE3A aa 400-500. Database link: Q05086
ポジティブ・コントロール	WB: HeLa, HEK293T, mouse NIH/3T3 cells, IP: HeLa.
特記事項	<p>The Life Science industry has been in the grips of a reproducibility crisis for a number of years. Abcam is leading the way in addressing this with our range of recombinant monoclonal antibodies and knockout edited cell lines for gold-standard validation. Please check that this product meets your needs before purchasing.</p> <p>If you have any questions, special requirements or concerns, please send us an inquiry and/or contact our Support team ahead of purchase. Recommended alternatives for this product can be found below, along with publications, customer reviews and Q&As</p>

製品の特性

製品の状態	Liquid
保存方法	Shipped at 4°C. Upon delivery aliquot and store at -20°C. Avoid freeze / thaw cycles.
バッファー	pH: 7 Preservative: 0.1% Sodium azide Constituents: 0.021% PBS, 1.764% Sodium citrate, 1.815% Tris
精製度	Immunogen affinity purified
特記事項(精製)	Antibodies were affinity purified using the peptide immobilized on solid support.
ポリ/モノ	ポリクローナル
アイソタイプ	IgG

アプリケーション

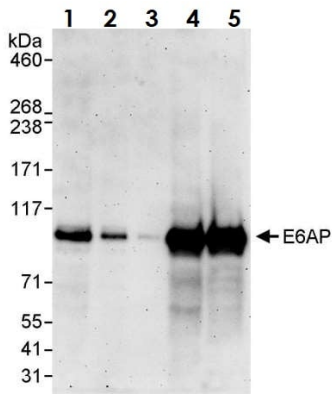
The Abpromise guarantee Abpromise保証は、次のテスト済みアプリケーションにおけるab10488の使用に適用されます
アプリケーションノートには、推奨の開始希釈率がありますが、適切な希釈率につきましてはご検討ください。

アプリケーション	Abreviews	特記事項
WB		1/1000 - 1/10000. Detects a band of approximately 110 kDa (predicted molecular weight: 105 kDa).
IP		Use at 1-4 µg/mg of lysate.

ターゲット情報

機能	E3 ubiquitin-protein ligase which accepts ubiquitin from an E2 ubiquitin-conjugating enzyme in the form of a thioester and transfers it to its substrates. Several substrates have been identified including the RAD23A and RAD23B, MCM7 (which is involved in DNA replication), annexin A1, the PML tumor suppressor, and the cell cycle regulator CDKN1B. Catalyzes the high-risk human papilloma virus E6-mediated ubiquitination of p53/TP53, contributing to the neoplastic progression of cells infected by these viruses. Additionally, may function as a cellular quality control ubiquitin ligase by helping the degradation of the cytoplasmic misfolded proteins. Finally, UBE3A also promotes its own degradation in vivo. Plays an important role in the regulation of the circadian clock: involved in the ubiquitination of the core clock component ARNTL/BMAL1, leading to its proteasomal degradation (PubMed:24728990).
パスウェイ	Protein modification; protein ubiquitination.
関連疾患	Angelman syndrome
配列類似性	Contains 1 HECT (E6AP-type E3 ubiquitin-protein ligase) domain.
翻訳後修飾	Phosphorylation at Tyr-659 by ABL1 impairs E3 ligase activity and protects p53/TP53 from degradation in (HPV)-infected cells.
細胞内局在	Nucleus. Cytoplasm.

画像



Western blot - Anti-UBE3A antibody (ab10488)

All lanes : Anti-UBE3A antibody (ab10488) at 0.4 µg/ml

Lane 1 : HeLa whole cell lysate at 50 µg

Lane 2 : HeLa whole cell lysate at 15 µg

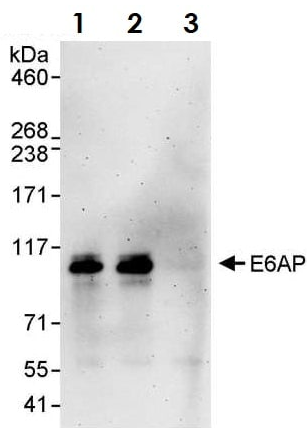
Lane 3 : HeLa whole cell lysate at 5 µg

Lane 4 : HEK293T whole cell lysate at 50 µg

Lane 5 : NIH/3T3 whole cell lysate at 50 µg

Predicted band size: 105 kDa

Exposure time: 3 minutes



Immunoprecipitation - Anti-UBE3A antibody (ab10488)

Immunoprecipitation of HeLa UBE3A with ab10488

Lane 1: ab10488

Lane 2: rabbit anti-UBE6A antibody which recognizes an upstream epitope

Lane 3: Control IgG

Please note: All products are "FOR RESEARCH USE ONLY. NOT FOR USE IN DIAGNOSTIC PROCEDURES"

Our Abpromise to you: Quality guaranteed and expert technical support

- Replacement or refund for products not performing as stated on the datasheet
- Valid for 12 months from date of delivery
- Response to your inquiry within 24 hours
- We provide support in Chinese, English, French, German, Japanese and Spanish
- Extensive multi-media technical resources to help you
- We investigate all quality concerns to ensure our products perform to the highest standards

If the product does not perform as described on this datasheet, we will offer a refund or replacement. For full details of the Abpromise, please visit <https://www.abcam.co.jp/abpromise> or contact our technical team.

Terms and conditions

- Guarantee only valid for products bought direct from Abcam or one of our authorized distributors