


Anti-TTK/Mps1 antibody [3G7] ab219068

[2 References](#) [画像数 4](#)

製品の概要

製品名	Anti-TTK/Mps1 antibody [3G7]
製品の詳細	Mouse monoclonal [3G7] to TTK/Mps1
由来種	Mouse
アプリケーション	適用あり: IHC-P, WB
種交差性	交差種: Human 交差が予測される動物種: Cynomolgus monkey 
免疫原	Recombinant fragment (GST-tag) corresponding to Human TTK/Mps1 aa 1-200. (AAH00633). Database link: P33981

 [Run BLAST with](#)

 [Run BLAST with](#)

ポジティブ・コントロール Human testis tissue; HeLa and K562 cell lysates; Msp1-transfected 293T cell lysate.

特記事項 The Life Science industry has been in the grips of a reproducibility crisis for a number of years. Abcam is leading the way in addressing this with our range of recombinant monoclonal antibodies and knockout edited cell lines for gold-standard validation. Please check that this product meets your needs before purchasing.

If you have any questions, special requirements or concerns, please send us an inquiry and/or contact our Support team ahead of purchase. Recommended alternatives for this product can be found below, along with publications, customer reviews and Q&As

製品の特性

製品の状態	Liquid
保存方法	Shipped at 4°C. Store at +4°C short term (1-2 weeks). Upon delivery aliquot. Store at -20°C long term. Avoid freeze / thaw cycle.
バッファー	pH: 7.40 Constituent: 100% PBS
精製度	Protein A purified
ポリ/モノ	モノクローナル
クローン名	3G7
アイソタイプ	IgG2a
軽鎖の種類	kappa

アプリケーション

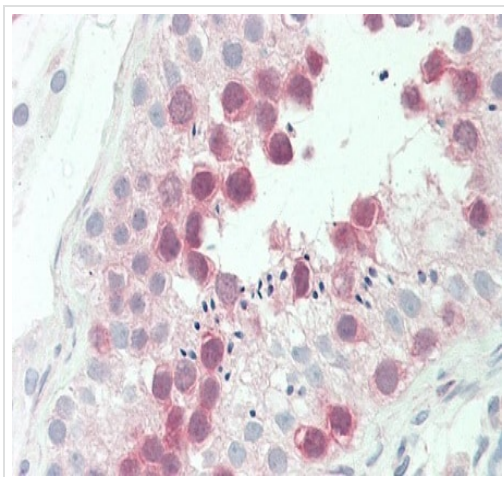
The Abpromise guarantee **Abpromise保証は、次のテスト済みアプリケーションにおけるab219068の使用に適用されず**
アプリケーションノートには、推奨の開始希釈率がありますが、適切な希釈率につきましてはご検討ください。

アプリケーション	Abreviews	特記事項
IHC-P		Use a concentration of 10 µg/ml. Perform heat mediated antigen retrieval before commencing with IHC staining protocol.
WB		Use at an assay dependent concentration. Predicted molecular weight: 97 kDa.

ターゲット情報

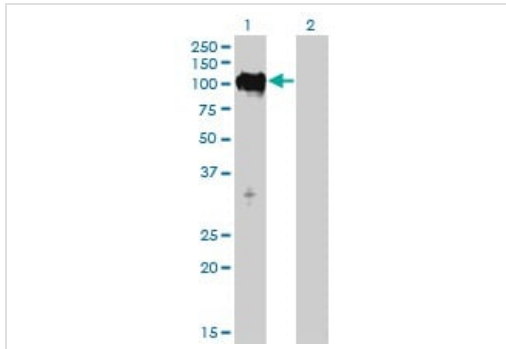
機能	Phosphorylates proteins on serine, threonine, and tyrosine. Probably associated with cell proliferation. Essential for chromosome alignment by enhancing AURKB activity (via direct CDCA8 phosphorylation) at the centromere, and for the mitotic checkpoint.
組織特異性	Present in rapidly proliferating cell lines.
配列類似性	Belongs to the protein kinase superfamily. Ser/Thr protein kinase family. Contains 1 protein kinase domain.

画像



Immunohistochemical analysis of formalin-fixed, paraffin-embedded human testis tissue labeling TTK/Mps1 with ab219068 at 10 µg/ml.

Immunohistochemistry (Formalin/PFA-fixed paraffin-embedded sections) - Anti-TTK/Mps1 antibody [3G7] (ab219068)



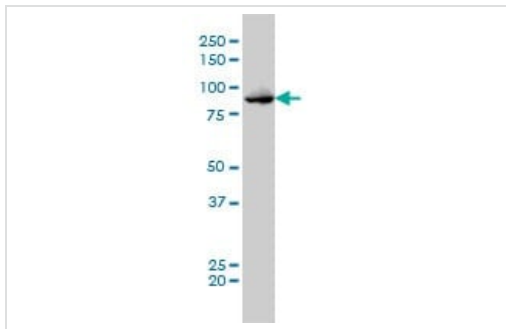
Western blot - Anti-TTK/Mps1 antibody [3G7]
(ab219068)

All lanes : Anti-TTK/Mps1 antibody [3G7] (ab219068) at 1/500 dilution

Lane 1 : TTK/Mps1-transfected 293T cell lysate

Lane 2 : Non-transfected 293T cell lysate

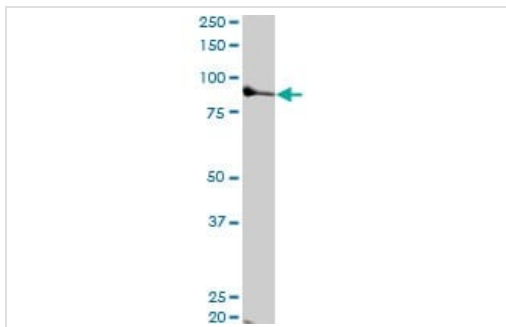
Predicted band size: 97 kDa



Western blot - Anti-TTK/Mps1 antibody [3G7]
(ab219068)

Anti-TTK/Mps1 antibody [3G7] (ab219068) at 1/500 dilution + K562 cell lysate

Predicted band size: 97 kDa



Western blot - Anti-TTK/Mps1 antibody [3G7]
(ab219068)

Anti-TTK/Mps1 antibody [3G7] (ab219068) at 1/500 dilution + HeLa cell lysate

Predicted band size: 97 kDa

Please note: All products are "FOR RESEARCH USE ONLY. NOT FOR USE IN DIAGNOSTIC PROCEDURES"

Our Abpromise to you: Quality guaranteed and expert technical support

- Replacement or refund for products not performing as stated on the datasheet

- Valid for 12 months from date of delivery
- Response to your inquiry within 24 hours

- We provide support in Chinese, English, French, German, Japanese and Spanish
- Extensive multi-media technical resources to help you
- We investigate all quality concerns to ensure our products perform to the highest standards

If the product does not perform as described on this datasheet, we will offer a refund or replacement. For full details of the Abpromise, please visit <https://www.abcam.co.jp/abpromise> or contact our technical team.

Terms and conditions

- Guarantee only valid for products bought direct from Abcam or one of our authorized distributors