




# Anti-TSTA3 antibody ab190002

**3 References** [画像数 2](#)

### 製品の概要

<b>製品名</b>	Anti-TSTA3 antibody
<b>製品の詳細</b>	Rabbit polyclonal to TSTA3
<b>由来種</b>	Rabbit
<b>アプリケーション</b>	<b>適用あり:</b> WB, IHC-P
<b>種交差性</b>	<b>交差種:</b> Rat, Human <b>交差が予測される動物種:</b> Mouse, Chinese hamster, Orangutan 
<b>免疫原</b>	Synthetic peptide corresponding to Human TSTA3 aa 200-300. Database link: <a href="#">Q13630</a> <div style="text-align: right;">  <a href="#">Run BLAST with</a>  <a href="#">Run BLAST with</a> </div>
<b>ポジティブ・コントロール</b>	Human testis tissue, Rat muscle and kidney cell lysates.
<b>特記事項</b>	<p>The Life Science industry has been in the grips of a reproducibility crisis for a number of years. Abcam is leading the way in addressing this with our range of recombinant monoclonal antibodies and knockout edited cell lines for gold-standard validation. Please check that this product meets your needs before purchasing.</p> <p>If you have any questions, special requirements or concerns, please send us an inquiry and/or contact our Support team ahead of purchase. Recommended alternatives for this product can be found below, along with publications, customer reviews and Q&amp;As</p>

### 製品の特性

<b>製品の状態</b>	Liquid
<b>保存方法</b>	Shipped at 4°C. Store at +4°C short term (1-2 weeks). Upon delivery aliquot. Store at -20°C long term. Avoid freeze / thaw cycle.
<b>バッファー</b>	pH: 7.40 Preservative: 0.02% Sodium azide Constituents: 49% PBS, 0.87% Sodium chloride  PBS is without Mg <sup>2+</sup> and Ca <sup>2+</sup>
<b>精製度</b>	Immunogen affinity purified
<b>ポリ/モノ</b>	ポリクローナル
<b>アイソタイプ</b>	IgG

## アプリケーション

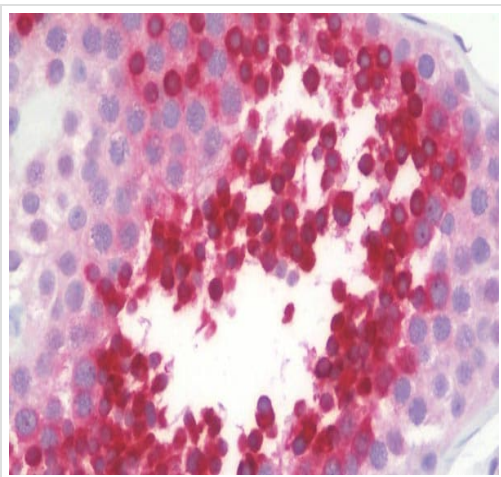
**The Abpromise guarantee** **Abpromise保証は、次のテスト済みアプリケーションにおけるab190002の使用に適用されます**  
アプリケーションノートには、推奨の開始希釈率がありますが、適切な希釈率につきましてはご検討ください。

アプリケーション	Abreviews	特記事項
WB		1/500 - 1/1000. Predicted molecular weight: 36 kDa.
IHC-P		Use a concentration of 10 µg/ml.

## ターゲット情報


機能	Two step NADP-dependent conversion of GDP-4-dehydro-6-deoxy-D-mannose to GDP-fucose, involving an epimerase and a reductase reaction.
パスウェイ	Nucleotide-sugar biosynthesis; GDP-L-fucose biosynthesis via de novo pathway; GDP-L-fucose from GDP-alpha-D-mannose: step 2/2.
配列類似性	Belongs to the fucose synthase family.

## 画像



Immunohistochemical analysis of formalin-fixed, paraffin-embedded Human testis tissue, labeling TSTA3 with ab190002 at 10 µg/ml.

Immunohistochemistry (Formalin/PFA-fixed paraffin-embedded sections) - Anti-TSTA3 antibody (ab190002)



**All lanes :** Anti-TSTA3 antibody (ab190002) at 1/500 dilution

**Lane 1 :** Rat muscle cell lysate

**Lane 2 :** Rat kidney cell lysate

**Lane 3 :** Rat muscle cell lysate with Immunizing peptide

**Predicted band size:** 36 kDa

**Please note:** All products are "FOR RESEARCH USE ONLY. NOT FOR USE IN DIAGNOSTIC PROCEDURES"

### Our Abpromise to you: Quality guaranteed and expert technical support

- Replacement or refund for products not performing as stated on the datasheet
- Valid for 12 months from date of delivery
- Response to your inquiry within 24 hours
- We provide support in Chinese, English, French, German, Japanese and Spanish
- Extensive multi-media technical resources to help you
- We investigate all quality concerns to ensure our products perform to the highest standards

If the product does not perform as described on this datasheet, we will offer a refund or replacement. For full details of the Abpromise, please visit <https://www.abcam.co.jp/abpromise> or contact our technical team.

### Terms and conditions

- Guarantee only valid for products bought direct from Abcam or one of our authorized distributors