

Anti-TRP2/DCT antibody ab74073

★★★★★ [9 Abreviews](#) [51 References](#) [画像数 3](#)

製品の概要

製品名	Anti-TRP2/DCT antibody
製品の詳細	Rabbit polyclonal to TRP2/DCT
由来種	Rabbit
アプリケーション	適用あり: ELISA, IHC-P, IHC-Fr, WB, ICC/IF
種交差性	交差種: Mouse, Human
免疫原	Synthetic peptide corresponding to Human TRP2/DCT (internal sequence). Database link: P40126
特記事項	<p>The Life Science industry has been in the grips of a reproducibility crisis for a number of years. Abcam is leading the way in addressing this with our range of recombinant monoclonal antibodies and knockout edited cell lines for gold-standard validation. Please check that this product meets your needs before purchasing.</p> <p>If you have any questions, special requirements or concerns, please send us an inquiry and/or contact our Support team ahead of purchase. Recommended alternatives for this product can be found below, along with publications, customer reviews and Q&As</p>

製品の特性

製品の状態	Liquid
保存方法	Shipped at 4°C. Upon delivery aliquot and store at -20°C. Avoid freeze / thaw cycles.
バッファー	<p>pH: 7</p> <p>Preservative: 0.02% Sodium azide</p> <p>Constituents: 0.87% Sodium chloride, 50% Glycerol, PBS</p> <p>Without Mg²⁺ and Ca²⁺</p>
精製度	Immunogen affinity purified
特記事項 (精製)	The antibody was affinity purified from rabbit antiserum by affinity chromatography using epitope specific immunogen.
ポリ/モノ	ポリクローナル
アイソタイプ	IgG

アプリケーション

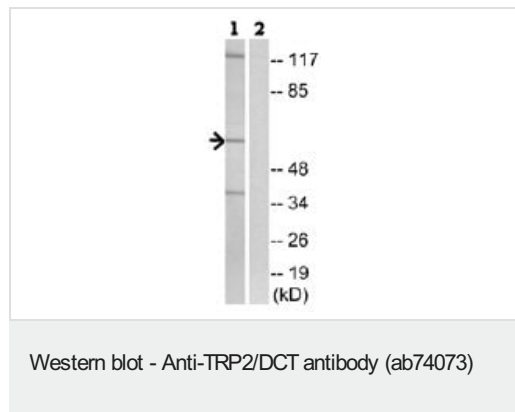
The Abpromise guarantee Abpromise保証は、 次のテスト済みアプリケーションにおけるab74073の使用に適用されます
 アプリケーションノートには、推奨の開始希釈率がありますが、適切な希釈率につきましてはご検討ください。

アプリケーション	Abreviews	特記事項
ELISA		Use at an assay dependent concentration.
IHC-P	★★★★★ (2)	Use at an assay dependent concentration.
IHC-Fr	★★★★★ (2)	Use at an assay dependent concentration.
WB	★★★★★ (2)	1/500 - 1/1000. Predicted molecular weight: 59 kDa. TRP2 protein is a single-pass type I membrane protein, these types of proteins are known to aggregate when boiled, therefore, we recommend heating the lysates in sample buffer for 15-20 minutes at 60-70°C instead of boiling.
ICC/IF	★★★★★ (2)	1/100 - 1/500.

ターゲット情報

機能	Involved in regulating eumelanin and phaeomelanin levels.
パスウェイ	Pigment biosynthesis; melanin biosynthesis.
配列類似性	Belongs to the tyrosinase family.
細胞内局在	Melanosome membrane.

画像



All lanes : Anti-TRP2/DCT antibody (ab74073) at 1/500 dilution

Lane 1 : Extracts from K562 cells with no peptide

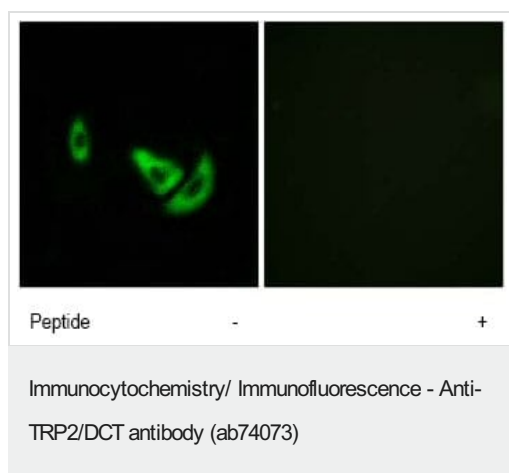
Lane 2 : Extracts from K562 cells with peptide at 5 µg

Lysates/proteins at 5 µg per lane.

Predicted band size: 59 kDa

Observed band size: 59 kDa

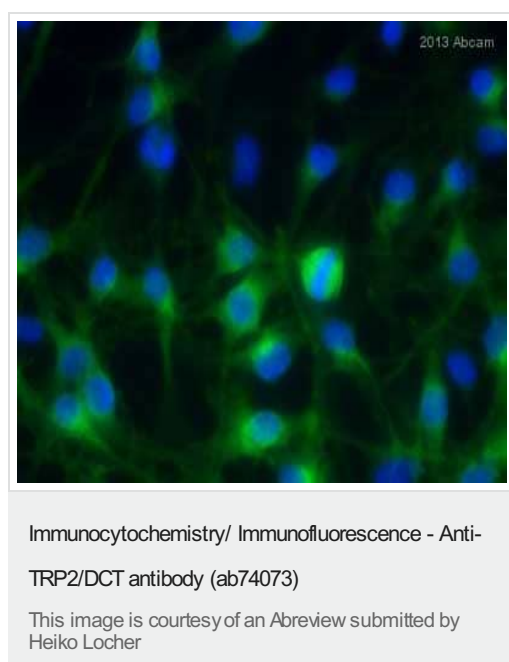
Additional bands at: 117 kDa, 39 kDa. We are unsure as to the identity of these extra bands.



Immunofluorescence analysis of TRP2/DCT in A549 cells, using ab74073 at a dilution of 1/500.

Left hand panel: no peptide

right hand panel: with immunising peptide.



ab74073 staining TRP2/DCT in Mouse melan-ink melanocytes by ICC/IF (Immunocytochemistry/immunofluorescence). Cells were fixed with paraformaldehyde and blocked with 5% serum for 30 hours at room temperature. Samples were incubated with primary antibody (1/100 in PBS -T+ 1% BSA) for 12 hours. An undiluted Alexa Fluor® 488-conjugated Goat anti-rabbit IgG polyclonal was used as the secondary antibody.

Please note: All products are "FOR RESEARCH USE ONLY. NOT FOR USE IN DIAGNOSTIC PROCEDURES"

Our Abpromise to you: Quality guaranteed and expert technical support

- Replacement or refund for products not performing as stated on the datasheet
- Valid for 12 months from date of delivery
- Response to your inquiry within 24 hours
- We provide support in Chinese, English, French, German, Japanese and Spanish
- Extensive multi-media technical resources to help you
- We investigate all quality concerns to ensure our products perform to the highest standards

If the product does not perform as described on this datasheet, we will offer a refund or replacement. For full details of the Abpromise, please visit <https://www.abcam.co.jp/abpromise> or contact our technical team.

Terms and conditions

- Guarantee only valid for products bought direct from Abcam or one of our authorized distributors