


Anti-Tropomodulin 2 antibody [EPR6353] ab124833

リコンビナント RabMAb[®]

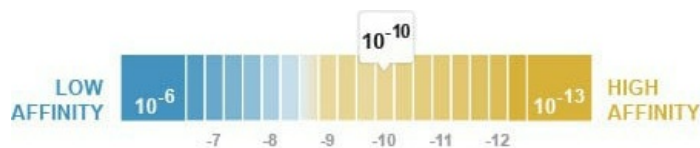
★★★★☆ **2 Abreviews** **1 References** **画像数 4**

製品の概要

製品名	Anti-Tropomodulin 2 antibody [EPR6353]
製品の詳細	Rabbit monoclonal [EPR6353] to Tropomodulin 2
由来種	Rabbit
アプリケーション	適用あり: WB, IHC-P 適用なし: Flow Cyt
種交差性	交差種: Human 交差が予測される動物種: Mouse, Rat 
免疫原	Synthetic peptide within Human Tropomodulin 2 (N terminal). The exact sequence is proprietary.
ポジティブ・コントロール	Fetal brain and SH-SY5Y cell lysates; Human brain tissue.
特記事項	This product is a recombinant monoclonal antibody, which offers several advantages including: <ul style="list-style-type: none"> - High batch-to-batch consistency and reproducibility - Improved sensitivity and specificity - Long-term security of supply - Animal-free production For more information see here . Our RabMAb [®] technology is a patented hybridoma-based technology for making rabbit monoclonal antibodies. For details on our patents, please refer to RabMAb[®] patents .

製品の特性

製品の状態	Liquid
保存方法	Shipped at 4°C. Store at -20°C. Stable for 12 months at -20°C.
解離定数 (K _D 値)	K _D = 1.28 x 10 ⁻¹⁰ M



[Learn more about K_D](#)

バッファー pH: 7.20

Preservative: 0.05% Sodium azide
Constituents: 40% Glycerol (glycerin, glycerine), 9.85% Tris glycine, 50% Tissue culture supernatant

精製度 Protein A purified
ポリ/モノ モノクローナル
クローン名 EPR6353
アイソタイプ IgG

アプリケーション

The Abpromise guarantee Abpromise保証は、次のテスト済みアプリケーションにおけるab124833の使用に適用されます
アプリケーションノートには、推奨の開始希釈率がありますが、適切な希釈率につきましてはご検討ください。

アプリケーション	Abreviews	特記事項
WB	★★★★☆ (1)	1/10000 - 1/50000. Detects a band of approximately 40 kDa (predicted molecular weight: 40 kDa).
IHC-P		1/250 - 1/500. Perform heat mediated antigen retrieval before commencing with IHC staining protocol.

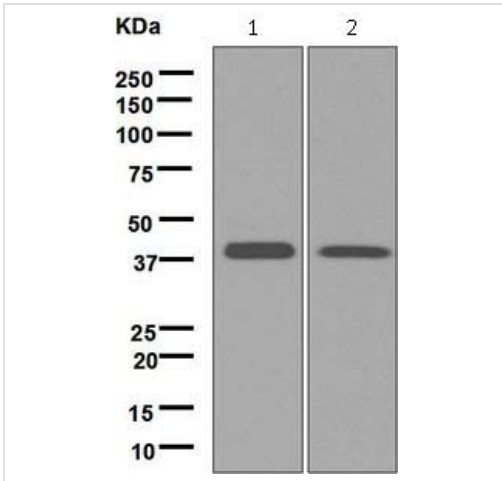
追加情報 Is unsuitable for Flow Cyt.

ターゲット情報

関連性 Tropomodulin is the actin-capping protein for the slow growing end of filamentous actin. Tropomodulin 2 is a neuronal specific isoform which is the major binding protein to brain tropomyosin in rat.

細胞内局在 Cytoplasm; cytoskeleton

画像



Western blot - Anti-Tropomodulin 2 antibody [EPR6353] (ab124833)

All lanes : Anti-Tropomodulin 2 antibody [EPR6353] (ab124833) at 1/10000 dilution

Lane 1 : Fetal brain tissue lysate

Lane 2 : SH-SY5Y cell lysate


Lysates/proteins at 10 µg per lane.

Secondary

All lanes : HRP labelled goat anti-rabbit at 1/2000 dilution

Predicted band size: 40 kDa

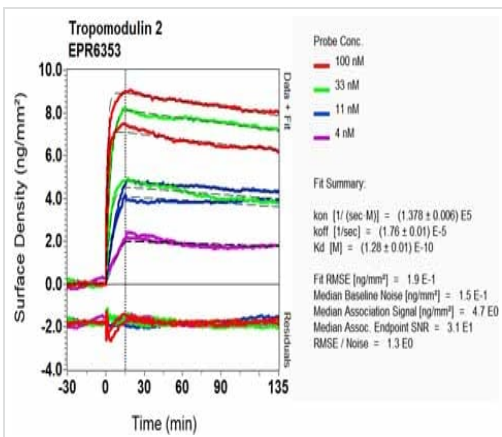
Observed band size: 40 kDa



Immunohistochemistry (Formalin/PFA-fixed paraffin-embedded sections) - Anti-Tropomodulin 2 antibody [EPR6353] (ab124833)

ab124833, at 1/250 dilution, staining Tropomodulin 2 in paraffin-embedded Human brain tissue by Immunohistochemistry.

Perform heat mediated antigen retrieval before commencing with IHC staining protocol.



Ox-RD Scanning - Anti-Tropomodulin 2 antibody [EPR6353] (ab124833)

Equilibrium dissociation constant (K_D)

Learn more about K_D

[Click here to learn more about \$K_D\$](#)

Why choose a recombinant antibody?



Research with confidence
Consistent and reproducible results



Long-term and scalable supply
Recombinant technology



Success from the first experiment
Confirmed specificity



Ethical standards compliant
Animal-free production

Anti-Tropomodulin 2 antibody [EPR6353] (ab124833)

Please note: All products are "FOR RESEARCH USE ONLY. NOT FOR USE IN DIAGNOSTIC PROCEDURES"

Our Abpromise to you: Quality guaranteed and expert technical support

- Replacement or refund for products not performing as stated on the datasheet
- Valid for 12 months from date of delivery
- Response to your inquiry within 24 hours
- We provide support in Chinese, English, French, German, Japanese and Spanish
- Extensive multi-media technical resources to help you
- We investigate all quality concerns to ensure our products perform to the highest standards

If the product does not perform as described on this datasheet, we will offer a refund or replacement. For full details of the Abpromise, please visit <https://www.abcam.co.jp/abpromise> or contact our technical team.

Terms and conditions

- Guarantee only valid for products bought direct from Abcam or one of our authorized distributors