




### Anti-TRIM41 antibody ab214307

画像数 1

#### 製品の概要

製品名	Anti-TRIM41 antibody
製品の詳細	Rabbit polyclonal to TRIM41
由来種	Rabbit
アプリケーション	適用あり: IHC-P
種交差性	交差種: Human 交差が予測される動物種: Mouse, Rat 
免疫原	Synthetic peptide within Human TRIM41 aa 250-350 conjugated to keyhole limpet haemocyanin. The exact immunogen sequence used to generate this antibody is proprietary information. If additional detail on the immunogen is needed to determine the suitability of the antibody for your needs, please <b>contact</b> our Scientific Support team to discuss your requirements. Database link: <a href="#">Q8WV44</a>  <a href="#">Run BLAST with</a>  <a href="#">Run BLAST with</a>
ポジティブ・コントロール	Human kidney tissue.
特記事項	<p>The Life Science industry has been in the grips of a reproducibility crisis for a number of years. Abcam is leading the way in addressing this with our range of recombinant monoclonal antibodies and knockout edited cell lines for gold-standard validation. Please check that this product meets your needs before purchasing.</p> <p>If you have any questions, special requirements or concerns, please send us an inquiry and/or contact our Support team ahead of purchase. Recommended alternatives for this product can be found below, along with publications, customer reviews and Q&amp;As</p>

#### 製品の特性

製品の状態	Liquid
保存方法	Shipped at 4°C. Store at +4°C short term (1-2 weeks). Upon delivery aliquot. Store at -20°C long term. Avoid freeze / thaw cycle.
バッファー	pH: 7.40 Preservative: 0.02% Proclin 300 Constituents: 50% Glycerol (glycerin, glycerine), 1% BSA, 48.98% TBS, 1X
精製度	Protein A purified
ポリ/モノ	ポリクローナル

アイソタイプIgG

アプリケーション

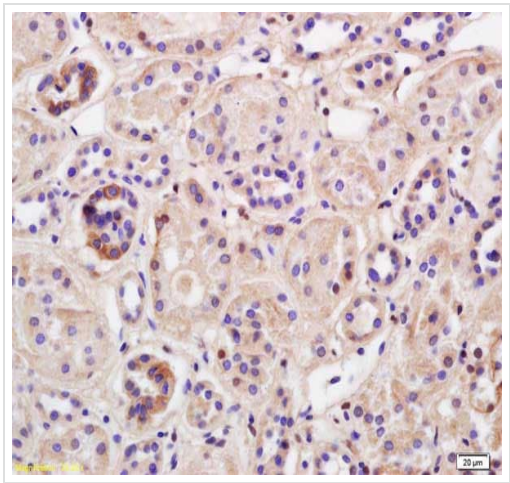
The Abpromise guarantee Abpromise保証は、 次のテスト済みアプリケーションにおけるab214307の使用に適用されます  
アプリケーションノートには、推奨の開始希釈率がありますが、適切な希釈率につきましてはご検討ください。

アプリケーション	Abreviews	特記事項
IHC-P		1/100 - 1/500. Perform heat mediated antigen retrieval with citrate buffer pH 6 before commencing with IHC staining protocol.

ターゲット情報

機能	Functions as an E3 ligase that catalyzes the ubiquitin-mediated degradation of protein kinase C.
組織特異性	Expressed in multiple tissues with the highest levels in heart and skeletal muscle.
パスウェイ	Protein modification; protein ubiquitination.
配列類似性	Belongs to the TRIM/RBCC family. Contains 1 B box-type zinc finger. Contains 1 B30.2/SPRY domain. Contains 1 RING-type zinc finger.
翻訳後修飾	Auto-ubiquitinated.
細胞内局在	Cytoplasm. Nucleus.

画像



Immunohistochemistry (Formalin/PFA-fixed paraffin-embedded sections) - Anti-TRIM41 antibody (ab214307)

Immunohistochemical analysis of formalin-fixed, paraffin-embedded human kidney tissue labeling TRIM41 with ab214307 at 1/200 dilution, followed by secondary antibody detection and DAB staining.

Please note: All products are "FOR RESEARCH USE ONLY. NOT FOR USE IN DIAGNOSTIC PROCEDURES"

### **Our Abpromise to you: Quality guaranteed and expert technical support**

---

- Replacement or refund for products not performing as stated on the datasheet
- Valid for 12 months from date of delivery
- Response to your inquiry within 24 hours
  
- We provide support in Chinese, English, French, German, Japanese and Spanish
- Extensive multi-media technical resources to help you
- We investigate all quality concerns to ensure our products perform to the highest standards

If the product does not perform as described on this datasheet, we will offer a refund or replacement. For full details of the Abpromise, please visit <https://www.abcam.co.jp/abpromise> or contact our technical team.

### **Terms and conditions**

---

- Guarantee only valid for products bought direct from Abcam or one of our authorized distributors