

Anti-Trefoil Factor 3 antibody [EPR3973] ab109104

リコンビナント **RabMAb**

[1 Abreviews](#) [2 References](#) [画像数 4](#)

製品の概要

製品名	Anti-Trefoil Factor 3 antibody [EPR3973]
製品の詳細	Rabbit monoclonal [EPR3973] to Trefoil Factor 3
由来種	Rabbit
アプリケーション	適用あり: WB, IHC-P, Flow Cyt (Intra) 適用なし: IP
種交差性	交差種: Human
免疫原	Synthetic peptide. This information is proprietary to Abcam and/or its suppliers.
ポジティブ・コントロール	Human uterus cancer and colon cancer lysates; Human colon tissue.
特記事項	<p>This product is a recombinant monoclonal antibody, which offers several advantages including:</p> <ul style="list-style-type: none"> - High batch-to-batch consistency and reproducibility - Improved sensitivity and specificity - Long-term security of supply - Animal-free production <p>For more information see here.</p> <p>Our RabMAb[®] technology is a patented hybridoma-based technology for making rabbit monoclonal antibodies. For details on our patents, please refer to RabMAb[®] patents.</p> <p>Rat: We have preliminary internal testing data to indicate this antibody may not react with this species. Please contact us for more information.</p>

製品の特性

製品の状態	Liquid
保存方法	Shipped at 4°C. Store at -20°C. Stable for 12 months at -20°C.
バッファー	<p>pH: 7.20</p> <p>Preservative: 0.01% Sodium azide</p> <p>Constituents: 9% PBS, 40% Glycerol (glycerin, glycerine), 0.05% BSA, 50% Tissue culture supernatant</p>
精製度	Tissue culture supernatant
ポリ/モノ	モノクローナル

クローン名	EPR3973
アイソタイプ	IgG

アプリケーション

The Abpromise guarantee Abpromise保証は、 次のテスト済みアプリケーションにおけるab109104の使用に適用されます
アプリケーションノートには、推奨の開始希釈率がありますが、適切な希釈率につきましてはご確認ください。

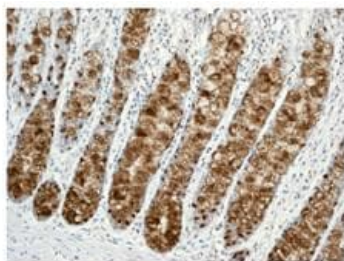
アプリケーション	Abreviews	特記事項
WB		1/1000 - 1/10000. Predicted molecular weight: 9 kDa.
IHC-P		1/500 - 1/1000. Perform heat mediated antigen retrieval before commencing with IHC staining protocol.
Flow Cyt (Intra)		Use at an assay dependent concentration.

追加情報 Is unsuitable for IP.

ターゲット情報

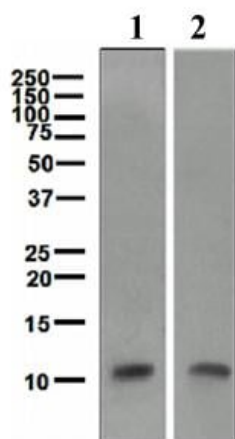
機能	Involved in the maintenance and repair of the intestinal mucosa. Promotes the mobility of epithelial cells in healing processes (motogen).
組織特異性	Expressed in goblet cells of the intestines and colon (at protein level). Expressed by goblet cells of small and large intestinal epithelia and also by the uterus.
配列類似性	Contains 1 P-type (trefoil) domain.
細胞内局在	Secreted > extracellular space > extracellular matrix > apical lamina.

画像



Immunohistochemical analysis of Trefoil Factor 3 in paraffin-embedded Human colon tissue using ab109104 at 1/500 dilution. Perform heat mediated antigen retrieval before commencing with IHC staining protocol.

Immunohistochemistry (Formalin/PFA-fixed paraffin-embedded sections) - Anti-Trefoil Factor 3 antibody [EPR3973] (ab109104)



Western blot - Anti-Trefoil Factor 3 antibody
[EPR3973] (ab109104)

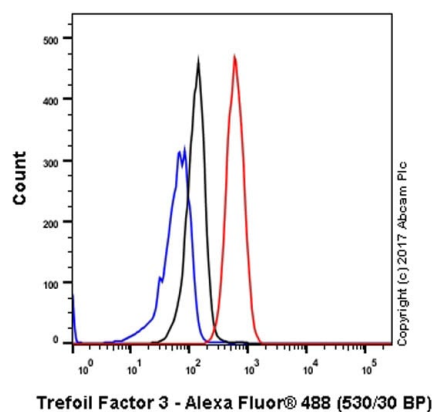
All lanes : Anti-Trefoil Factor 3 antibody [EPR3973] (ab109104) at 1/1000 dilution

Lane 1 : Human uterus cancer lysate

Lane 2 : Human colon cancer lysate

Lysates/proteins at 10 µg per lane.

Predicted band size: 9 kDa



Flow Cytometry (Intracellular) - Anti-Trefoil Factor 3
antibody [EPR3973] (ab109104)

Intracellular Flow Cytometry analysis of HT-29 (human colorectal adenocarcinoma) cells labeling Trefoil Factor 3 with unpurified ab109104 at 1/100 dilution (10ug/ml) (red). Cells were fixed with 4% paraformaldehyde and permeabilised with 90% methanol. A Goat anti rabbit IgG (Alexa Fluor® 488) (1/2000 dilution) was used as the secondary antibody. Rabbit monoclonal IgG (Black) was used as the isotype control, cells without incubation with primary antibody and secondary antibody (Blue) were used as the unlabeled control.

Why choose a recombinant antibody?



Research with confidence
Consistent and reproducible results



Long-term and scalable supply
Recombinant technology



Success from the first experiment
Confirmed specificity



Ethical standards compliant
Animal-free production

Anti-Trefoil Factor 3 antibody [EPR3973] (ab109104)

Please note: All products are "FOR RESEARCH USE ONLY. NOT FOR USE IN DIAGNOSTIC PROCEDURES"

Our Abpromise to you: Quality guaranteed and expert technical support

- Replacement or refund for products not performing as stated on the datasheet
- Valid for 12 months from date of delivery
- Response to your inquiry within 24 hours
- We provide support in Chinese, English, French, German, Japanese and Spanish
- Extensive multi-media technical resources to help you
- We investigate all quality concerns to ensure our products perform to the highest standards

If the product does not perform as described on this datasheet, we will offer a refund or replacement. For full details of the Abpromise, please visit <https://www.abcam.co.jp/abpromise> or contact our technical team.

Terms and conditions

- Guarantee only valid for products bought direct from Abcam or one of our authorized distributors