



### Anti-TMS1/ASC antibody ab2236

画像数 2

#### 製品の概要

製品名	Anti-TMS1/ASC antibody
製品の詳細	Goat polyclonal to TMS1/ASC
由来種	Goat
特異性	This antibody is expected to recognize all three reported isoforms (NP_037390; NP_660183; NP_660184).
アプリケーション	<b>適用あり:</b> IHC-P, WB
種交差性	<b>交差種:</b> Human
免疫原	Synthetic peptide corresponding to Human TMS1/ASC aa 182-195. Sequence: C-RESQSYLVEDLERS  (Peptide available as <a href="#">ab22875</a> , <a href="#">ab8395</a> ) <div>  <a href="#">Run BLAST with</a>  <a href="#">Run BLAST with</a> </div>
ポジティブ・コントロール	HeLa cell lysate Human Liver
特記事項	<p>The Life Science industry has been in the grips of a reproducibility crisis for a number of years. Abcam is leading the way in addressing this with our range of recombinant monoclonal antibodies and knockout edited cell lines for gold-standard validation. Please check that this product meets your needs before purchasing.</p> <p>If you have any questions, special requirements or concerns, please send us an inquiry and/or contact our Support team ahead of purchase. Recommended alternatives for this product can be found below, along with publications, customer reviews and Q&amp;As</p>

#### 製品の特性

製品の状態	Liquid
保存方法	Shipped at 4°C. Upon delivery aliquot and store at -20°C or -80°C. Avoid repeated freeze / thaw cycles.
バッファー	pH: 7.30 Preservative: 0.02% Sodium azide Constituents: Tris buffered saline, 0.5% BSA
精製度	Immunogen affinity purified

特記事項 (精製)	Purified from goat serum by ammonium sulphate precipitation followed by antigen affinity chromatography using the immunizing peptide.
ポリモノ	ポリクローナル
アイソタイプ	IgG

## アプリケーション

**The Abpromise guarantee**      **Abpromise保証は、次のテスト済みアプリケーションにおけるab2236の使用に適用されます**  
 アプリケーションノートには、推奨の開始希釈率がありますが、適切な希釈率につきましてはご検討ください。

アプリケーション	Abreviews	特記事項
IHC-P		Use a concentration of 2 - 4 µg/ml. Perform heat mediated antigen retrieval with citrate buffer pH 6 before commencing with IHC staining protocol.
WB		Use a concentration of 0.2 - 0.6 µg/ml. Detects a band of approximately 22 kDa (predicted molecular weight: 22 kDa). 1 hour primary incubation is recommended for this product.

## ターゲット情報

機能	Promotes caspase-mediated apoptosis. This proapoptotic activity is mediated predominantly through the activation of caspase-9. May be a component of the inflammasome, a protein complex which also includes NALP2, CARD8 and CASP1 and whose function would be the activation of proinflammatory caspases.
組織特異性	Widely expressed at low levels. Detected in peripheral blood leukocytes, lung, small intestine, spleen, thymus, colon and at lower levels in placenta, liver and kidney. Very low expression in skeletal muscle, heart and brain. Detected in the leukemia cell lines HL-60 and U937, but not in Jurkat T-cell lymphoma and Daudi Burkitt's lymphoma. Detected in the melanoma cell line WM35, but not in WM793. Not detected in HeLa cervical carcinoma cells and Molt 4 lymphocytic leukemia cells.
配列類似性	Contains 1 CARD domain. Contains 1 DAPIN domain.
ドメイン	Interacts with CIAS1/PYPAF1 and PYDC1 via the DAPIN domain.
翻訳後修飾	Phosphorylated.
細胞内局在	Cytoplasm. Upstream of caspase activation, a redistribution from the cytoplasm to the aggregates occurs. These appear as hollow, perinuclear spherical, ball-like structures.

## 画像

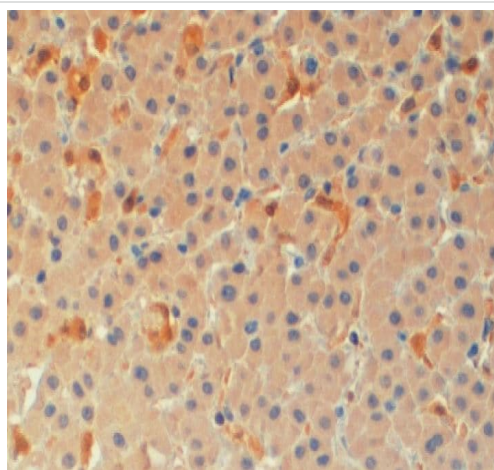


Western blot - Anti-TMS1/ASC antibody (ab2236)

Anti-TMS1/ASC antibody (ab2236) at 0.2 µg/ml + HeLa lysate

Developed using the ECL technique.

**Predicted band size:** 22 kDa



Immunohistochemistry (Formalin/PFA-fixed paraffin-embedded sections) - Anti-TMS1/ASC antibody (ab2236)

Immunohistochemical analysis of human liver tissue staining TMS1/ASC with ab2236 at 4µg/ml. Steamed antigen retrieval with citrate buffer pH6, HRP-staining.

**Please note:** All products are "FOR RESEARCH USE ONLY. NOT FOR USE IN DIAGNOSTIC PROCEDURES"

### Our Abpromise to you: Quality guaranteed and expert technical support

- Replacement or refund for products not performing as stated on the datasheet
- Valid for 12 months from date of delivery
- Response to your inquiry within 24 hours
- We provide support in Chinese, English, French, German, Japanese and Spanish
- Extensive multi-media technical resources to help you

- We investigate all quality concerns to ensure our products perform to the highest standards

If the product does not perform as described on this datasheet, we will offer a refund or replacement. For full details of the Abpromise, please visit <https://www.abcam.co.jp/abpromise> or contact our technical team.

### **Terms and conditions**

---

- Guarantee only valid for products bought direct from Abcam or one of our authorized distributors