



Anti-TLR4 antibody ab217274

25 References **画像数 1**

製品の概要

製品名	Anti-TLR4 antibody
製品の詳細	Rabbit polyclonal to TLR4
由来種	Rabbit
アプリケーション	適用あり: WB
種交差性	交差種: Rat
免疫原	<p>Synthetic peptide within Human TLR4 aa 150-250 conjugated to keyhole limpet haemocyanin. The exact immunogen sequence used to generate this antibody is proprietary information. If additional detail on the immunogen is needed to determine the suitability of the antibody for your needs, please <u>contact</u> our Scientific Support team to discuss your requirements.</p> <p>Database link: <u>O00206</u></p> <div>  <u>Run BLAST with</u>  <u>Run BLAST with</u> </div>
ポジティブ・コントロール	WB: Rat H9C2 cell lysates.
特記事項	<p>The Life Science industry has been in the grips of a reproducibility crisis for a number of years. Abcam is leading the way in addressing this with our range of recombinant monoclonal antibodies and knockout edited cell lines for gold-standard validation. Please check that this product meets your needs before purchasing.</p> <p>If you have any questions, special requirements or concerns, please send us an inquiry and/or contact our Support team ahead of purchase. Recommended alternatives for this product can be found below, along with publications, customer reviews and Q&As</p>

製品の特性

製品の状態	Liquid
保存方法	Shipped at 4°C. Store at +4°C short term (1-2 weeks). Upon delivery aliquot. Store at -20°C long term. Avoid freeze / thaw cycle.
バッファー	<p>pH: 7.40</p> <p>Preservative: 0.02% Proclin 300</p> <p>Constituents: 50% Glycerol (glycerin, glycerine), 1% BSA, 48.98% TBS, 1X</p> <p>Aqueous buffered solution</p>
精製度	Protein A purified

ポリ/モノ
アイソタイプ

ポリクローナル
IgG

アプリケーション

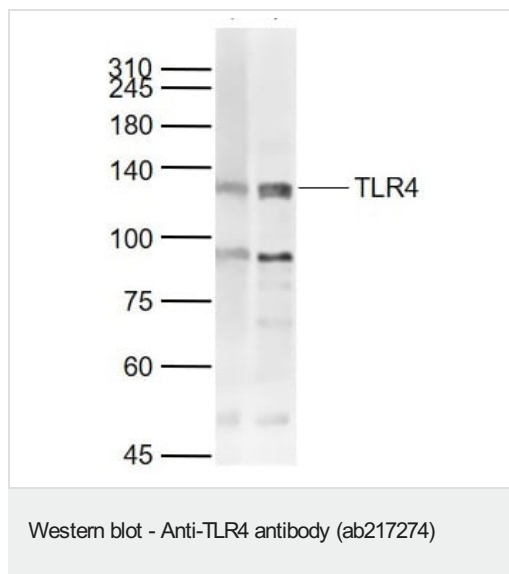
The Abpromise guarantee **Abpromise保証は、** 次のテスト済みアプリケーションにおけるab217274の使用に適用されます
アプリケーションノートには、推奨の開始希釈率がありますが、適切な希釈率につきましてはご検討ください。

アプリケーション	Abreviews	特記事項
WB		1/1000.

ターゲット情報

機能	Cooperates with LY96 and CD14 to mediate the innate immune response to bacterial lipopolysaccharide (LPS). Acts via MYD88, TIRAP and TRAF6, leading to NF-kappa-B activation, cytokine secretion and the inflammatory response. Also involved in LPS-independent inflammatory responses triggered by Ni(2+). These responses require non-conserved histidines and are, therefore, species-specific.
組織特異性	Highly expressed in placenta, spleen and peripheral blood leukocytes. Detected in monocytes, macrophages, dendritic cells and several types of T-cells.
関連疾患	Genetic variation in TLR4 is associated with age-related macular degeneration type 10 (ARMD10) [MIM:611488]. ARMD is a multifactorial eye disease and the most common cause of irreversible vision loss in the developed world. In most patients, the disease is manifest as ophthalmoscopically visible yellowish accumulations of protein and lipid that lie beneath the retinal pigment epithelium and within an elastin-containing structure known as Bruch membrane.
配列類似性	Belongs to the Toll-like receptor family. Contains 18 LRR (leucine-rich) repeats. Contains 1 LRRCT domain. Contains 1 TIR domain.
ドメイン	The TIR domain mediates interaction with NOX4.
翻訳後修飾	N-glycosylated. Glycosylation of Asn-526 and Asn-575 seems to be necessary for the expression of TLR4 on the cell surface and the LPS-response. Likewise, mutants lacking two or more of the other N-glycosylation sites were deficient in interaction with LPS.
細胞内局在	Membrane.

画像



All lanes : Anti-TLR4 antibody (ab217274) at 1/1000 dilution

All lanes : H9C2 cell lysate

Secondary

All lanes : A conjugated secondary antibody at 1/20000 dilution

Please note: All products are "FOR RESEARCH USE ONLY. NOT FOR USE IN DIAGNOSTIC PROCEDURES"

Our Abpromise to you: Quality guaranteed and expert technical support

- Replacement or refund for products not performing as stated on the datasheet
- Valid for 12 months from date of delivery
- Response to your inquiry within 24 hours
- We provide support in Chinese, English, French, German, Japanese and Spanish
- Extensive multi-media technical resources to help you
- We investigate all quality concerns to ensure our products perform to the highest standards

If the product does not perform as described on this datasheet, we will offer a refund or replacement. For full details of the Abpromise, please visit <https://www.abcam.co.jp/abpromise> or contact our technical team.

Terms and conditions

- Guarantee only valid for products bought direct from Abcam or one of our authorized distributors