




# Anti-TEAD3 antibody ab237766

**1** [References](#) **2** [画像数](#)

### 製品の概要

製品名	Anti-TEAD3 antibody
製品の詳細	Rabbit polyclonal to TEAD3
由来種	Rabbit
アプリケーション	<b>適用あり:</b> IHC-P
種交差性	<b>交差種:</b> Human <b>交差が予測される動物種:</b> Mouse 
免疫原	Recombinant fragment corresponding to Human TEAD3 aa 100 to the C-terminus. Database link: <a href="#">Q99594</a> <div>  <a href="#">Run BLAST with</a>  <a href="#">Run BLAST with</a> </div>
ポジティブ・コントロール	IHC-P: Human colon cancer and pancreatic cancer tissues.
特記事項	<p>The Life Science industry has been in the grips of a reproducibility crisis for a number of years. Abcam is leading the way in addressing this with our range of recombinant monoclonal antibodies and knockout edited cell lines for gold-standard validation. Please check that this product meets your needs before purchasing.</p> <p>If you have any questions, special requirements or concerns, please send us an inquiry and/or contact our Support team ahead of purchase. Recommended alternatives for this product can be found below, along with publications, customer reviews and Q&amp;As</p>

### 製品の特性

製品の状態	Liquid
保存方法	Shipped at 4°C. Store at +4°C short term (1-2 weeks). Upon delivery aliquot. Store at -20°C long term. Avoid freeze / thaw cycle.
バッファー	pH: 7.40 Preservative: 0.03% Proclin 300 Constituents: 50% Glycerol (glycerin, glycerine), PBS
精製度	Protein G purified
特記事項(精製)	Purity greater than 95%.
ポリ/モノ	ポリクローナル
アイソタイプ	IgG

## アプリケーション

### The Abpromise guarantee

**Abpromise保証は、次のテスト済みアプリケーションにおけるab237766の使用に適用されます**

アプリケーションノートには、推奨の開始希釈率がありますが、適切な希釈率につきましてはご検討ください。

アプリケーション	Abreviews	特記事項
IHC-P		1/500 - 1/1000. Perform heat mediated antigen retrieval with citrate buffer pH 6 before commencing with IHC staining protocol.

## ターゲット情報

### 機能

Transcription factor which plays a key role in the Hippo signaling pathway, a pathway involved in organ size control and tumor suppression by restricting proliferation and promoting apoptosis. The core of this pathway is composed of a kinase cascade wherein MST1/MST2, in complex with its regulatory protein SAV1, phosphorylates and activates LATS1/2 in complex with its regulatory protein MOB1, which in turn phosphorylates and inactivates YAP1 oncoprotein and WWTR1/TAZ. Acts by mediating gene expression of YAP1 and WWTR1/TAZ, thereby regulating cell proliferation, migration and epithelial mesenchymal transition (EMT) induction. Binds to multiple functional elements of the human chorionic somatomammotropin-B gene enhancer.

### 組織特異性

Preferentially expressed in the placenta.

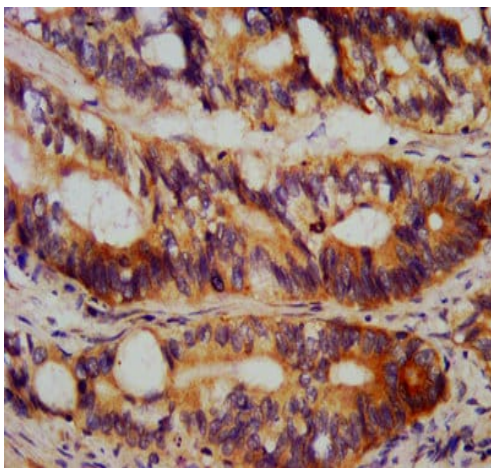
### 配列類似性

Contains 1 TEA DNA-binding domain.

### 細胞内局在

Nucleus.

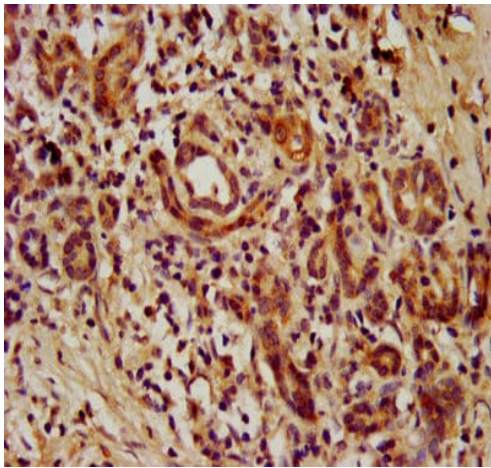
## 画像



Immunohistochemistry (Formalin/PFA-fixed paraffin-embedded sections) - Anti-TEAD3 antibody (ab237766)

Paraffin-embedded human colon cancer tissue stained for TEAD3 with ab237766 at 1/1000 dilution in immunohistochemical analysis.

After dewaxing and hydration, antigen retrieval was mediated by high pressure in a citrate buffer (pH 6.0). Section was blocked with 10% normal goat serum 30 minutes at RT. Then primary antibody (1% BSA) was incubated at 4°C overnight. The primary is detected by a biotinylated secondary antibody and visualized tissue using an HRP conjugated SP system.



Immunohistochemistry (Formalin/PFA-fixed paraffin-embedded sections) - Anti-TEAD3 antibody (ab237766)

Paraffin-embedded human pancreatic cancer tissue stained for TEAD3 with ab237766 at 1/1000 dilution in immunohistochemical analysis.

After dewaxing and hydration, antigen retrieval was mediated by high pressure in a citrate buffer (pH 6.0). Section was blocked with 10% normal goat serum 30 minutes at RT. Then primary antibody (1% BSA) was incubated at 4°C overnight. The primary is detected by a biotinylated secondary antibody and visualized tissue using an HRP conjugated SP system.

**Please note:** All products are "FOR RESEARCH USE ONLY. NOT FOR USE IN DIAGNOSTIC PROCEDURES"

### Our Abpromise to you: Quality guaranteed and expert technical support

---

- Replacement or refund for products not performing as stated on the datasheet
- Valid for 12 months from date of delivery
- Response to your inquiry within 24 hours
- We provide support in Chinese, English, French, German, Japanese and Spanish
- Extensive multi-media technical resources to help you
- We investigate all quality concerns to ensure our products perform to the highest standards

If the product does not perform as described on this datasheet, we will offer a refund or replacement. For full details of the Abpromise, please visit <https://www.abcam.co.jp/abpromise> or contact our technical team.

### Terms and conditions

---

- Guarantee only valid for products bought direct from Abcam or one of our authorized distributors