

Anti-TdT antibody [SP150] ab183341

リコンビナント **RabMAb**

画像数 5

製品の概要

製品名	Anti-TdT antibody [SP150]
製品の詳細	Rabbit monoclonal [SP150] to TdT
由来種	Rabbit
アプリケーション	適用あり: Flow Cyt (Intra), IHC-P, WB
種交差性	交差種: Human
免疫原	Synthetic peptide. This information is proprietary to Abcam and/or its suppliers.
ポジティブ・コントロール	IHC-P: Human thymus and thymoma tissue. WB: Jurkat whole cell lysate (ab7899). Flow Cyt (Intra): Jurkat cells.
特記事項	<p>This product is a recombinant monoclonal antibody, which offers several advantages including:</p> <ul style="list-style-type: none">- High batch-to-batch consistency and reproducibility- Improved sensitivity and specificity- Long-term security of supply- Animal-free production <p>For more information see here.</p> <p>This product is FOR RESEARCH USE ONLY. For commercial use, please contact partnerships@abcam.com.</p>

製品の特性

製品の状態	Liquid
保存方法	Shipped at 4°C. Store at +4°C short term (1-2 weeks). Upon delivery aliquot. Store at -20°C long term. Avoid freeze / thaw cycle.
バッファー	pH: 7.60 Preservative: 0.1% Sodium azide Constituents: PBS, 1% BSA
精製度	Protein A/G purified
特記事項(精製)	Purified from TCS by protein A/G.
ポリ/モノ	モノクローナル
クローン名	SP150

アプリケーション

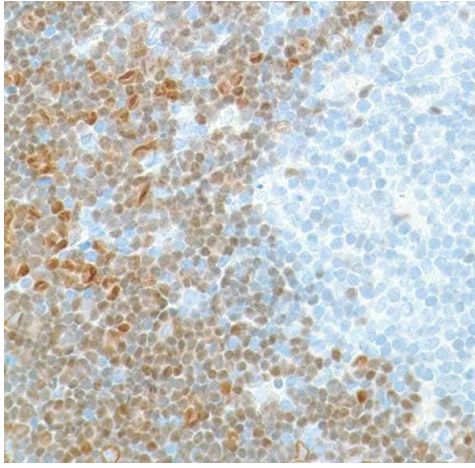
The Abpromise guarantee **Abpromise保証は、次のテスト済みアプリケーションにおけるab183341の使用に適用されず**
アプリケーションノートには、推奨の開始希釈率がありますが、適切な希釈率につきましてはご確認ください。

アプリケーション	Abreviews	特記事項
Flow Cyt (Intra)		Use at an assay dependent concentration. ab172730 - Rabbit monoclonal IgG, is suitable for use as an isotype control with this antibody.
IHC-P		1/100. Perform heat mediated antigen retrieval before commencing with IHC staining protocol. Boil tissue section in 1mM EDTA buffer, pH 8.0 for 10 min followed by cooling at room temperature for 20 min.
WB		1/100. Predicted molecular weight: 59 kDa.

ターゲット情報

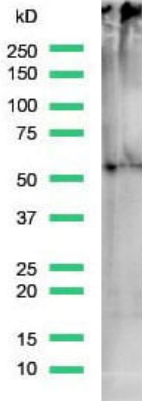
機能	Template-independent DNA polymerase which catalyzes the random addition of deoxynucleoside 5'-triphosphate to the 3'-end of a DNA initiator. One of the in vivo functions of this enzyme is the addition of nucleotides at the junction (N region) of rearranged Ig heavy chain and T-cell receptor gene segments during the maturation of B- and T-cells.
配列類似性	Belongs to the DNA polymerase type-X family. Contains 1 BRCT domain.
細胞内局在	Nucleus.

画像



Immunohistochemical analysis of paraffin-embedded human thymus tissue labeling TdT with ab183341 at a 1/100 dilution.

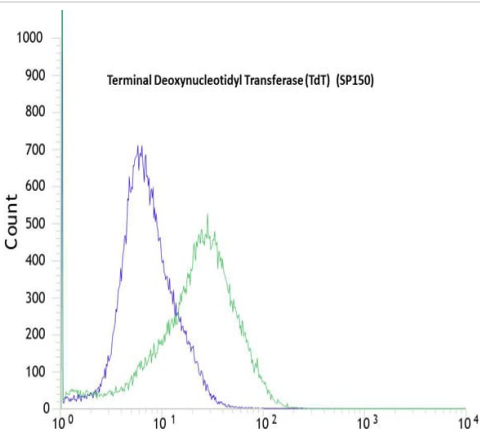
Immunohistochemistry (Formalin/PFA-fixed paraffin-embedded sections) - Anti-TdT antibody [SP150] (ab183341)



Anti-TdT antibody [SP150] (ab183341) at 1/100 dilution + Jurkat (Human T cell leukemia cell line from peripheral blood) cell lysate

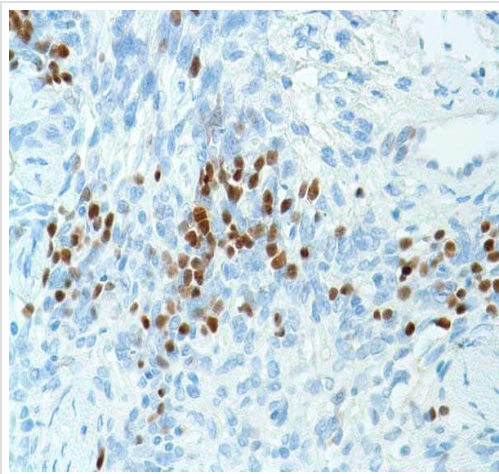
Predicted band size: 59 kDa

Western blot - Anti-TdT antibody [SP150] (ab183341)



Flow cytometric analysis of Jurkat (Human T cell leukemia cell line from peripheral blood) cells labeling TdT with ab183341 (green), compared with a negative control of rabbit IgG (blue).





Flow Cytometry (Intracellular) - Anti-TdT antibody [SP150] (ab183341)



Immunohistochemical analysis of paraffin-embedded human thymoma tissue labeling TdT with ab183341 at a 1/100 dilution.

Immunohistochemistry (Formalin/PFA-fixed paraffin-embedded sections) - Anti-TdT antibody [SP150] (ab183341)

Why choose a recombinant antibody?

 <p>Research with confidence Consistent and reproducible results</p>	 <p>Long-term and scalable supply Recombinant technology</p>
 <p>Success from the first experiment Confirmed specificity</p>	 <p>Ethical standards compliant Animal-free production</p>

Anti-TdT antibody [SP150] (ab183341)

Please note: All products are "FOR RESEARCH USE ONLY. NOT FOR USE IN DIAGNOSTIC PROCEDURES"

Our Abpromise to you: Quality guaranteed and expert technical support

- Replacement or refund for products not performing as stated on the datasheet
- Valid for 12 months from date of delivery
- Response to your inquiry within 24 hours
- We provide support in Chinese, English, French, German, Japanese and Spanish
- Extensive multi-media technical resources to help you
- We investigate all quality concerns to ensure our products perform to the highest standards

If the product does not perform as described on this datasheet, we will offer a refund or replacement. For full details of the Abpromise, please visit <https://www.abcam.co.jp/abpromise> or contact our technical team.

Terms and conditions

- Guarantee only valid for products bought direct from Abcam or one of our authorized distributors