

### Anti-Synaptophysin antibody ab14692

★★★★★ [9 Abreviews](#) [102 References](#) [画像数 3](#)

#### 製品の概要

製品名	Anti-Synaptophysin antibody
製品の詳細	Rabbit polyclonal to Synaptophysin
由来種	Rabbit
特異性	The antibody does not cross-react other synaptic vesicle proteins such as synaptotagmin, GAP45, and SNAP25 proteins.
アプリケーション	<b>適用あり:</b> WB, IHC-P
種交差性	<b>交差種:</b> Mouse, Rat
免疫原	Synthetic peptide corresponding to Human Synaptophysin aa 41-62. Sequence: FATCGSYSSELQLSVDCAKTE <a href="#">Run BLAST with</a> <a href="#">Run BLAST with</a>
ポジティブ・コントロール	IHC: Rat and mouse brain. WB: Mouse forebrain extract.
特記事項	<p>The Life Science industry has been in the grips of a reproducibility crisis for a number of years. Abcam is leading the way in addressing this with our range of recombinant monoclonal antibodies and knockout edited cell lines for gold-standard validation. Please check that this product meets your needs before purchasing.</p> <p>If you have any questions, special requirements or concerns, please send us an inquiry and/or contact our Support team ahead of purchase. Recommended alternatives for this product can be found below, along with publications, customer reviews and Q&amp;As</p>

#### 製品の特性

製品の状態	Liquid
保存方法	Shipped at 4°C. Store at +4°C short term (1-2 weeks). Upon delivery aliquot. Store at -20°C. Avoid freeze / thaw cycle.
バッファー	Preservative: 0.02% Sodium azide  The buffer includes stabilizing proteins and glycerol.
精製度	Immunogen affinity purified
ポリ/モノ	ポリクローナル

アプリケーション

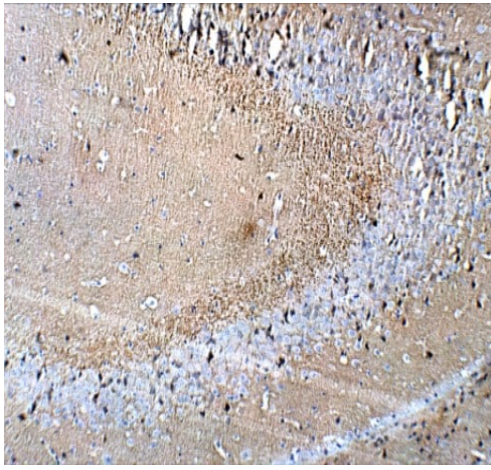
The Abpromise guarantee      **Abpromise保証は、** 次のテスト済みアプリケーションにおけるab14692の使用に適用されます  
アプリケーションノートには、推奨の開始希釈率がありますが、適切な希釈率につきましてはご検討ください。

アプリケーション	Abreviews	特記事項
WB		1/200 - 1/1000. Detects a band of approximately 42 kDa (predicted molecular weight: 38 kDa).
IHC-P	★★★★★ (2)	1/100.

ターゲット情報

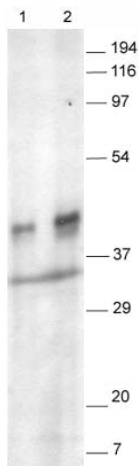
機能	Possibly involved in structural functions as organizing other membrane components or in targeting the vesicles to the plasma membrane. Involved in the regulation of short-term and long-term synaptic plasticity.
組織特異性	Characteristic of a type of small (30-80 nm) neurosecretory vesicles, including presynaptic vesicles, but also vesicles of various neuroendocrine cells of both neuronal and epithelial phenotype.
関連疾患	Mental retardation, X-linked, SYP-related
配列類似性	Belongs to the synaptophysin/synaptobrevin family. Contains 1 MARVEL domain.
ドメイン	The calcium-binding activity is thought to be localized in the cytoplasmic tail of the protein.
翻訳後修飾	Ubiquitinated; mediated by SIAH1 or SIAH2 and leading to its subsequent proteasomal degradation.
細胞内局在	Cytoplasmic vesicle, secretory vesicle, synaptic vesicle membrane. Cell junction, synapse, synaptosome.

画像



Immunohistochemistry (Formalin/PFA-fixed paraffin-embedded sections) - Anti-Synaptophysin antibody (ab14692)

Immunohistochemical analysis of formaldehyde-fixed, paraffin-embedded mouse brain sections labelling Synaptophysin with ab14692 at a dilution of 1/100 in IHC blocking Buffer. DAB (brown\_ staining and Hematoxylin QS (blue) counterstain was used. 20x magnification of Leica DM4000.



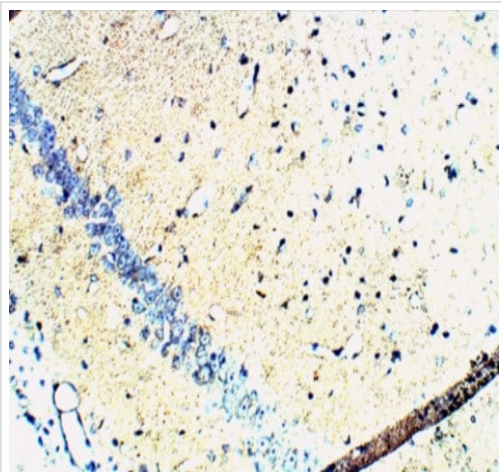
Western blot - Anti-Synaptophysin antibody (ab14692)

Synaptophysin antibody (ab14692) western blot on mouse forebrain extract (10µg protein/lane). The blot was exposed for 10 minutes to autoradiographic film. Ladder markers from 7-194 kDa.

Lane 1 = 1/500 ab14692

Lane 2 = 1/200 ab14692

This image is courtesy of Chris Anderson, Wellcome Trust Sanger Institute, United Kingdom



Immunohistochemical analysis of formaldehyde-fixed, paraffin-embedded rat brain sections labelling Synaptophysin with ab14692 at a dilution of 1/100 in IHC blocking Buffer. DAB (brown\_ staining and Hematoxylin QS (blue) counterstain was used. 20x magnification of Leica DM4000.

Immunohistochemistry (Formalin/PFA-fixed paraffin-embedded sections) - Anti-Synaptophysin antibody (ab14692)

**Please note:** All products are "FOR RESEARCH USE ONLY. NOT FOR USE IN DIAGNOSTIC PROCEDURES"

#### Our Abpromise to you: Quality guaranteed and expert technical support

---

- Replacement or refund for products not performing as stated on the datasheet
- Valid for 12 months from date of delivery
- Response to your inquiry within 24 hours
- We provide support in Chinese, English, French, German, Japanese and Spanish
- Extensive multi-media technical resources to help you
- We investigate all quality concerns to ensure our products perform to the highest standards

If the product does not perform as described on this datasheet, we will offer a refund or replacement. For full details of the Abpromise, please visit <https://www.abcam.co.jp/abpromise> or contact our technical team.

#### Terms and conditions

---

- Guarantee only valid for products bought direct from Abcam or one of our authorized distributors