


### Anti-STUB1/CHIP antibody [EPR4448] ab109103

リコンビナント **RabMAb**

★★★★☆ **2 Abreviews** **4 References** 画像数 3

#### 製品の概要

製品名	Anti-STUB1/CHIP antibody [EPR4448]
製品の詳細	Rabbit monoclonal [EPR4448] to STUB1/CHIP
由来種	Rabbit
アプリケーション	<b>適用あり:</b> WB, ICC/IF <b>適用なし:</b> Flow Cyt or IHC-P
種交差性	<b>交差種:</b> Human <b>交差が予測される動物種:</b> Mouse, Rat 
免疫原	Synthetic peptide. This information is proprietary to Abcam and/or its suppliers.
ポジティブ・コントロール	HeLa, MCF7, ECV304, and 293T cell lysates; HeLa cells.
特記事項	This product is a recombinant monoclonal antibody, which offers several advantages including: <ul style="list-style-type: none"> <li>- High batch-to-batch consistency and reproducibility</li> <li>- Improved sensitivity and specificity</li> <li>- Long-term security of supply</li> <li>- Animal-free production</li> </ul> For more information <b><a href="#">see here</a></b> . Our RabMAb <sup>®</sup> technology is a patented hybridoma-based technology for making rabbit monoclonal antibodies. For details on our patents, please refer to <b><a href="#">RabMAb<sup>®</sup> patents</a></b> .

#### 製品の特性

製品の状態	Liquid
保存方法	Shipped at 4°C. Store at -20°C. Stable for 12 months at -20°C.
バッファー	pH: 7.20 Preservative: 0.01% Sodium azide Constituents: 9% PBS, 40% Glycerol (glycerin, glycerine), 0.05% BSA, 50% Tissue culture supernatant
精製度	Protein A purified
ポリ/モノ	モノクローナル
クローン名	EPR4448

アイソタイプIgG

アプリケーション

The Abpromise guarantee      **Abpromise保証は、** 次のテスト済みアプリケーションにおけるab109103の使用に適用されます  
アプリケーションノートには、推奨の開始希釈率がありますが、適切な希釈率につきましてはご検討ください。

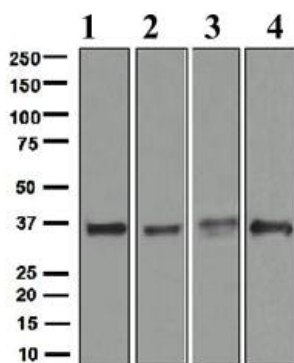
アプリケーション	Abreviews	特記事項
WB	★★★★★ (1)	1/1000 - 1/10000. Predicted molecular weight: 35 kDa.
ICC/IF		1/100 - 1/250.

追加情報      Is unsuitable for Flow Cyt or IHC-P.

ターゲット情報

機能	E3 ubiquitin-protein ligase which targets misfolded chaperone substrates towards proteasomal degradation. Ubiquitinates NOS1 in concert with Hsp70 and Hsp40. Modulates the activity of several chaperone complexes, including Hsp70, Hsc70 and Hsp90. Mediates transfer of non-canonical short ubiquitin chains to HSPA8 that have no effect on HSPA8 degradation. Mediates polyubiquitination of DNA polymerase beta (POLB) at 'Lys-41', 'Lys-61' and 'Lys-81', thereby playing a role in base-excision repair: catalyzes polyubiquitination by amplifying the HUWE1/ARF-BP1-dependent monoubiquitination and leading to POLB-degradation by the proteasome. Mediates polyubiquitination of CYP3A4.
組織特異性	Highly expressed in skeletal muscle, heart, pancreas, brain and placenta. Detected in kidney, liver and lung.
パスウェイ	Protein modification; protein ubiquitination.
配列類似性	Contains 3 TPR repeats. Contains 1 U-box domain.
ドメイン	The TPR domain is essential for ubiquitination mediated by UBE2D1.
翻訳後修飾	Phosphorylated upon DNA damage, probably by ATM or ATR. Auto-ubiquitinated; mediated by UBE2D1 and UBE2D2.
細胞内局在	Cytoplasm.

画像



Western blot - Anti-STUB1/CHIP antibody [EPR4448] (ab109103)

**All lanes :** Anti-STUB1/CHIP antibody [EPR4448] (ab109103) at 1/1000 dilution

**Lane 1 :** HeLa cell lysate

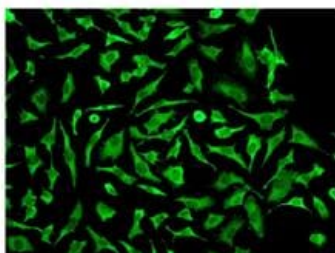
**Lane 2 :** MCF7 cell lysate

**Lane 3 :** ECV304 cell lysate

**Lane 4 :** 293T cell lysate

Lysates/proteins at 10 µg per lane.

**Predicted band size:** 35 kDa



Immunocytochemistry/ Immunofluorescence - Anti-STUB1/CHIP antibody [EPR4448] (ab109103)

Immunofluorescent staining of STUB1/CHIP in HeLa cells using ab109103 at 1/100 dilution.

Why choose a recombinant antibody?



**Research with confidence**  
Consistent and reproducible results



**Long-term and scalable supply**  
Recombinant technology



**Success from the first experiment**  
Confirmed specificity



**Ethical standards compliant**  
Animal-free production

Anti-STUB1/CHIP antibody [EPR4448] (ab109103)

**Please note:** All products are "FOR RESEARCH USE ONLY. NOT FOR USE IN DIAGNOSTIC PROCEDURES"

### **Our Abpromise to you: Quality guaranteed and expert technical support**

---

- Replacement or refund for products not performing as stated on the datasheet
- Valid for 12 months from date of delivery
- Response to your inquiry within 24 hours
- We provide support in Chinese, English, French, German, Japanese and Spanish
- Extensive multi-media technical resources to help you
- We investigate all quality concerns to ensure our products perform to the highest standards

If the product does not perform as described on this datasheet, we will offer a refund or replacement. For full details of the Abpromise, please visit <https://www.abcam.co.jp/abpromise> or contact our technical team.

### **Terms and conditions**

---

- Guarantee only valid for products bought direct from Abcam or one of our authorized distributors