


Anti-STAT5 antibody [SP283] - C-terminal ab227687

リコンビナント RabMAb

3 References [画像数 11](#)

製品の概要

製品名	Anti-STAT5 antibody [SP283] - C-terminal
製品の詳細	Rabbit monoclonal [SP283] to STAT5 - C-terminal
由来種	Rabbit
アプリケーション	適用あり: IHC-P
種交差性	交差種: Human 交差が予測される動物種: Mouse, Rat, Cow, Pig 
免疫原	Synthetic peptide. This information is proprietary to Abcam and/or its suppliers.
ポジティブ・コントロール	IHC-P: Human bladder, colon adenocarcinoma, endometrial adenocarcinoma, ovarian adenocarcinoma, bladder transitional cell carcinoma, skin squamous cell carcinoma, cervical squamous cell carcinoma and B-cell lymphoma tissues.
特記事項	This product is FOR RESEARCH USE ONLY. For commercial use, please contact partnerships@abcam.com.

製品の特性

製品の状態	Liquid
保存方法	Shipped at 4°C. Store at +4°C short term (1-2 weeks). Upon delivery aliquot. Store at -20°C long term. Avoid freeze / thaw cycle.
バッファー	pH: 7.60 Preservative: 0.1% Sodium azide Constituents: PBS, 1% BSA
精製度	Protein A/G purified
特記事項(精製)	Purified from TCS by protein A/G.
ポリ/モノ	モノクローナル
クローン名	SP283
アイソタイプ	IgG

アプリケーション

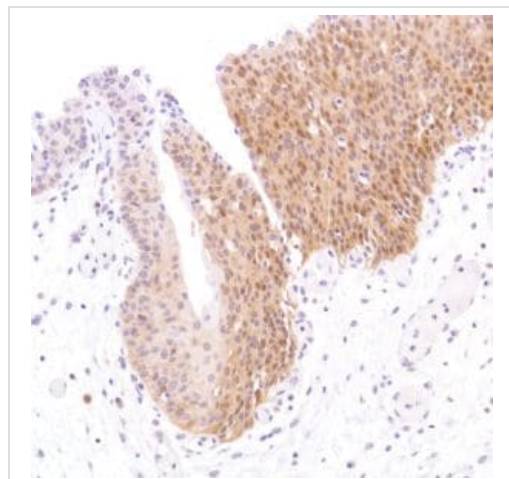
The Abpromise guarantee **Abpromise保証は、** 次のテスト済みアプリケーションにおけるab227687の使用に適用されます
アプリケーションノートには、推奨の開始希釈率がありますが、適切な希釈率につきましてはご検討ください。

アプリケーション	Abreviews	特記事項
IHC-P		1/100. Boil tissue section in EDTA buffer (Cat# DEBX-050), pH 8.0 for 10 min followed by cooling at room temperature for 20 min. Incubate with ab227687 for 10 minutes at room temperature.

ターゲット情報

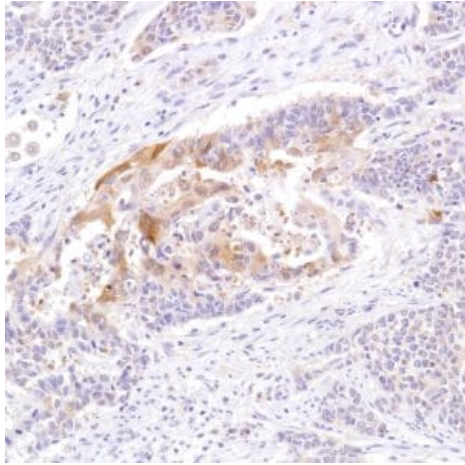
機能	Carries out a dual function: signal transduction and activation of transcription. Binds to the GAS element and activates PRL-induced transcription.
配列類似性	Belongs to the transcription factor STAT family. Contains 1 SH2 domain.
翻訳後修飾	Tyrosine phosphorylated in response to IL-2, IL-3, IL-7, IL-15, GM-CSF, growth hormone, prolactin, erythropoietin and thrombopoietin. Tyrosine phosphorylation is required for DNA-binding activity and dimerization. Serine phosphorylation is also required for maximal transcriptional activity.
細胞内局在	Cytoplasm. Nucleus. Translocated into the nucleus in response to phosphorylation.

画像



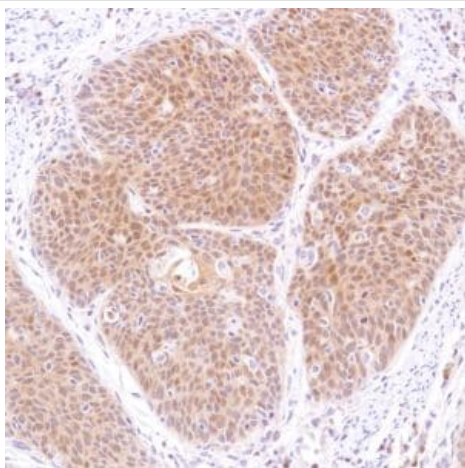
Formalin-fixed, paraffin-embedded human bladder tissue stained for STAT5 using ab227687 at 1/100 dilution in immunohistochemical analysis.

Immunohistochemistry (Formalin/PFA-fixed paraffin-embedded sections) - Anti-STAT5 antibody [SP283] - C-terminal (ab227687)



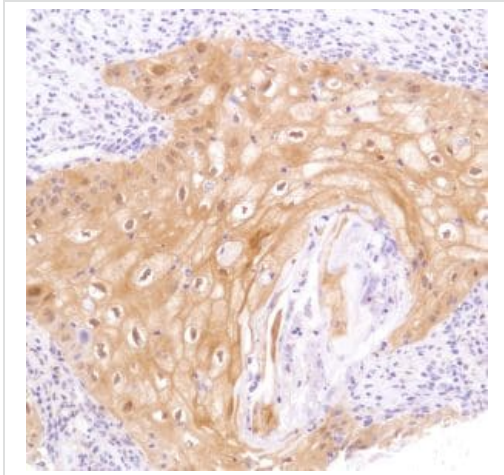
Formalin-fixed, paraffin-embedded human endometrial adenocarcinoma tissue stained for STAT5 using ab227687 at 1/100 dilution in immunohistochemical analysis.

Immunohistochemistry (Formalin/PFA-fixed paraffin-embedded sections) - Anti-STAT5 antibody [SP283] - C-terminal (ab227687)



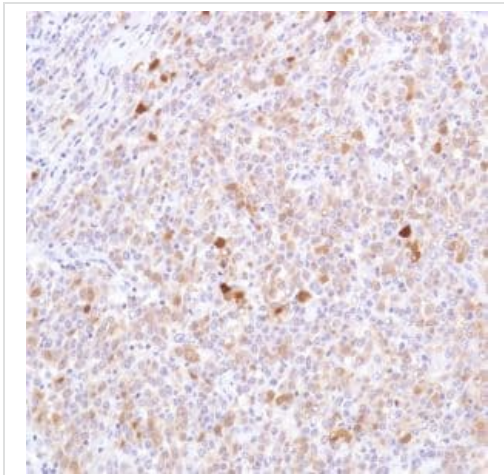
Formalin-fixed, paraffin-embedded human cervical squamous cell carcinoma tissue stained for STAT5 using ab227687 at 1/100 dilution in immunohistochemical analysis.

Immunohistochemistry (Formalin/PFA-fixed paraffin-embedded sections) - Anti-STAT5 antibody [SP283] - C-terminal (ab227687)



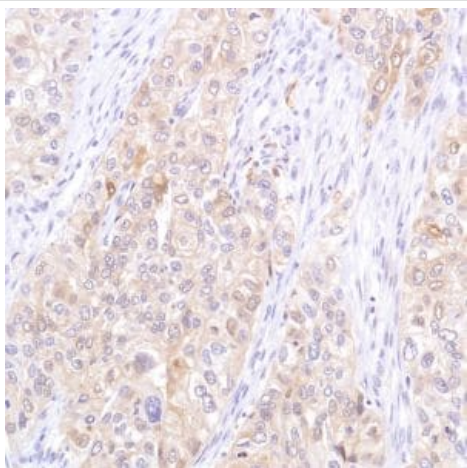
Formalin-fixed, paraffin-embedded human skin squamous cell carcinoma tissue stained for STAT5 using ab227687 at 1/100 dilution in immunohistochemical analysis.

Immunohistochemistry (Formalin/PFA-fixed paraffin-embedded sections) - Anti-STAT5 antibody [SP283]
- C-terminal (ab227687)



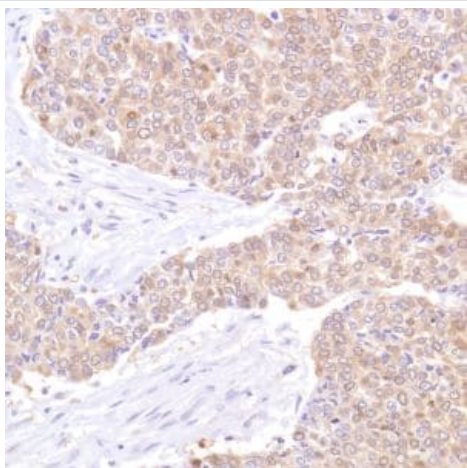
Formalin-fixed, paraffin-embedded human B-Cell lymphoma tissue stained for STAT5 using ab227687 at 1/100 dilution in immunohistochemical analysis.

Immunohistochemistry (Formalin/PFA-fixed paraffin-embedded sections) - Anti-STAT5 antibody [SP283]
- C-terminal (ab227687)



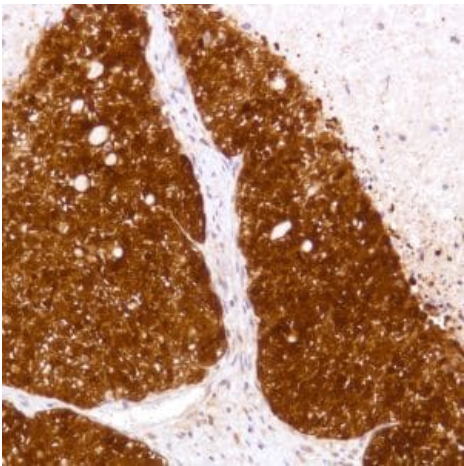
Immunohistochemistry (Formalin/PFA-fixed paraffin-embedded sections) - Anti-STAT5 antibody [SP283]
- C-terminal (ab227687)

Formalin-fixed, paraffin-embedded human bladder transitional cell carcinoma tissue stained for STAT5 using ab227687 at 1/100 dilution in immunohistochemical analysis.



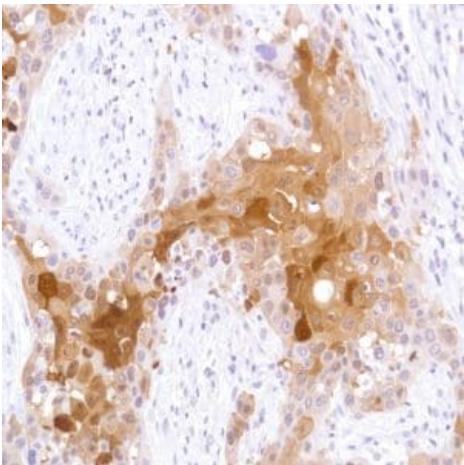
Immunohistochemistry (Formalin/PFA-fixed paraffin-embedded sections) - Anti-STAT5 antibody [SP283]
- C-terminal (ab227687)

Formalin-fixed, paraffin-embedded human bladder transitional cell carcinoma tissue stained for STAT5 using ab227687 at 1/100 dilution in immunohistochemical analysis.



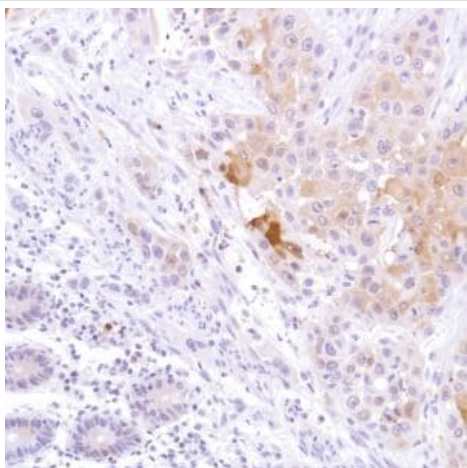
Formalin-fixed, paraffin-embedded human ovarian adenocarcinoma tissue stained for STAT5 using ab227687 at 1/100 dilution in immunohistochemical analysis.

Immunohistochemistry (Formalin/PFA-fixed paraffin-embedded sections) - Anti-STAT5 antibody [SP283] - C-terminal (ab227687)



Formalin-fixed, paraffin-embedded human colon adenocarcinoma tissue stained for STAT5 using ab227687 at 1/100 dilution in immunohistochemical analysis.

Immunohistochemistry (Formalin/PFA-fixed paraffin-embedded sections) - Anti-STAT5 antibody [SP283] - C-terminal (ab227687)



Formalin-fixed, paraffin-embedded human colon adenocarcinoma tissue stained for STAT5 using ab227687 at 1/100 dilution in immunohistochemical analysis.

Immunohistochemistry (Formalin/PFA-fixed paraffin-embedded sections) - Anti-STAT5 antibody [SP283] - C-terminal (ab227687)

Why choose a recombinant antibody?



Research with confidence
Consistent and reproducible results



Long-term and scalable supply
Recombinant technology



Success from the first experiment
Confirmed specificity



Ethical standards compliant
Animal-free production

Anti-STAT5 antibody [SP283] - C-terminal (ab227687)

Please note: All products are "FOR RESEARCH USE ONLY. NOT FOR USE IN DIAGNOSTIC PROCEDURES"

Our Promise to you: Quality guaranteed and expert technical support

- Replacement or refund for products not performing as stated on the datasheet
- Valid for 12 months from date of delivery
- Response to your inquiry within 24 hours
- We provide support in Chinese, English, French, German, Japanese and Spanish
- Extensive multi-media technical resources to help you

- We investigate all quality concerns to ensure our products perform to the highest standards

If the product does not perform as described on this datasheet, we will offer a refund or replacement. For full details of the Abpromise, please visit <https://www.abcam.co.jp/abpromise> or contact our technical team.

Terms and conditions

- Guarantee only valid for products bought direct from Abcam or one of our authorized distributors