


Anti-SNX1 antibody ab995

★★★★★ [2 Abreviews](#) [9 References](#) [画像数 2](#)

製品の概要

製品名	Anti-SNX1 antibody
製品の詳細	Rabbit polyclonal to SNX1
由来種	Rabbit
アプリケーション	適用あり: IHC-P
種交差性	交差種: Human 交差が予測される動物種: Mouse, Rat, Rabbit, Horse, Chicken, Guinea pig, Cow, Dog, Turkey, Pig, Xenopus laevis, Chimpanzee, Rhesus monkey, Gorilla, Orangutan, Xenopus tropicalis 
免疫原	Synthetic peptide corresponding to Human SNX1 conjugated to keyhole limpet haemocyanin. Within exon 15 (LocusLink ID 6642)
特記事項	<p>The Life Science industry has been in the grips of a reproducibility crisis for a number of years. Abcam is leading the way in addressing this with our range of recombinant monoclonal antibodies and knockout edited cell lines for gold-standard validation. Please check that this product meets your needs before purchasing.</p> <p>If you have any questions, special requirements or concerns, please send us an inquiry and/or contact our Support team ahead of purchase. Recommended alternatives for this product can be found below, along with publications, customer reviews and Q&As</p>

製品の特性

製品の状態	Liquid
保存方法	Shipped at 4°C. Upon delivery aliquot and store at -20°C. Avoid freeze / thaw cycles.
バッファー	pH: 7 Preservative: 0.1% Sodium azide Constituents: 0.021% PBS, 1.764% Sodium citrate, 1.815% Tris
精製度	Immunogen affinity purified
ポリ/モノ	ポリクローナル
アイソタイプ	IgG

アプリケーション

The Abpromise guarantee

Abpromise保証は、次のテスト済みアプリケーションにおけるab995の使用に適用されます

アプリケーションノートには、推奨の開始希釈率がありますが、適切な希釈率につきましてはご検討ください。

アプリケーション	Abreviews	特記事項
IHC-P		1/500 - 1/2000. Perform heat mediated antigen retrieval with Tris/EDTA buffer pH 9.0 before commencing with IHC staining protocol.

ターゲット情報

機能

May be involved in several stages of intracellular trafficking. Plays a role in targeting ligand-activated EGFR to the lysosomes for degradation after endocytosis from the cell surface and release from the Golgi. Component of the retromer complex, a complex required to retrieve lysosomal enzyme receptors (IGF2R and M6PR) from endosomes to the trans-Golgi network. Interacts with membranes containing phosphatidylinositol 3-phosphate (PtdIns(3P)) or phosphatidylinositol 3,5-bisphosphate (PtdIns(3,5)P2).

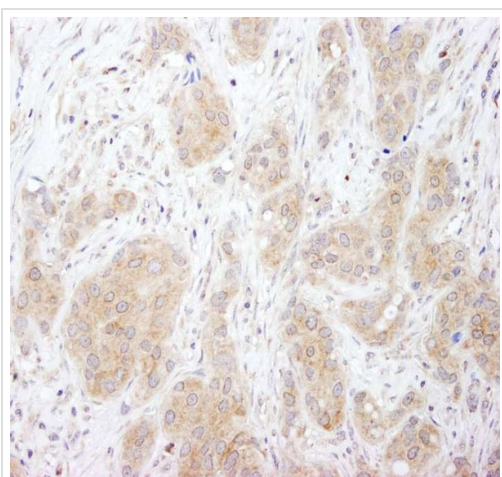
配列類似性

Belongs to the sorting nexin family.
Contains 1 BAR domain.
Contains 1 PX (phox homology) domain.

細胞内局在

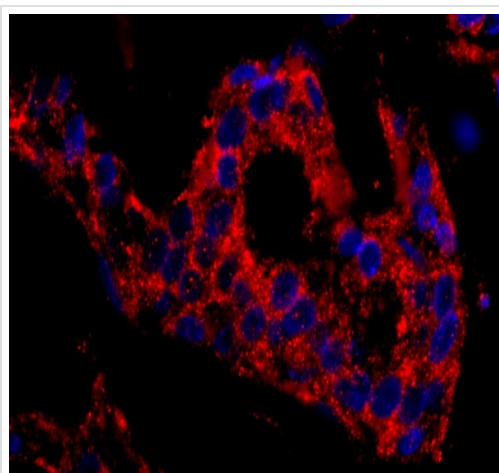
Endosome membrane. Golgi apparatus > trans-Golgi network membrane. Early endosome membrane. Enriched on tubular elements of the early endosome membrane. Binds preferentially to highly curved membranes enriched in phosphatidylinositol 3-phosphate (PtdIns(3P)) or phosphatidylinositol 3,5-bisphosphate (PtdIn).

画像



Immunohistochemistry (Formalin/PFA-fixed paraffin-embedded sections) analysis of human breast carcinoma tissue labelling SNX1 with ab995 at 1/1000 (1µg/ml). Detection: DAB.

Immunohistochemistry (Formalin/PFA-fixed paraffin-embedded sections) - Anti-SNX1 antibody (ab995)



Immunohistochemistry (Formalin/PFA-fixed paraffin-embedded sections) - Anti-SNX1 antibody (ab995)

Immunohistochemistry (Formalin/PFA-fixed paraffin-embedded sections) analysis of human breast carcinoma tissue labelling SNX1 with ab995 at 1/400 (2.5µg/ml). A Red-fluorescent goat anti-rabbit IgG (1/100) was used as the secondary antibody.

Please note: All products are "FOR RESEARCH USE ONLY. NOT FOR USE IN DIAGNOSTIC PROCEDURES"

Our Abpromise to you: Quality guaranteed and expert technical support

- Replacement or refund for products not performing as stated on the datasheet
- Valid for 12 months from date of delivery
- Response to your inquiry within 24 hours
- We provide support in Chinese, English, French, German, Japanese and Spanish
- Extensive multi-media technical resources to help you
- We investigate all quality concerns to ensure our products perform to the highest standards

If the product does not perform as described on this datasheet, we will offer a refund or replacement. For full details of the Abpromise, please visit <https://www.abcam.co.jp/abpromise> or contact our technical team.

Terms and conditions

- Guarantee only valid for products bought direct from Abcam or one of our authorized distributors