


Anti-SFRP2 antibody - C-terminal ab137560

10 References **画像数 3**

製品の概要

製品名	Anti-SFRP2 antibody - C-terminal
製品の詳細	Rabbit polyclonal to SFRP2 - C-terminal
由来種	Rabbit
アプリケーション	適用あり: ICC/IF, IHC-P, WB
種交差性	交差種: Human 交差が予測される動物種: Mouse, Rat, Dog, Zebrafish 
免疫原	Synthetic peptide, corresponding to a region within C terminal amino acids 231-295 of Human SFRP2.
ポジティブ・コントロール	293T, A431, H1299, HeLa, HepG2, Molt 4 and Raji cell lysates; A431 cells; MCF7 xenograft
特記事項	<p>The Life Science industry has been in the grips of a reproducibility crisis for a number of years. Abcam is leading the way in addressing this with our range of recombinant monoclonal antibodies and knockout edited cell lines for gold-standard validation. Please check that this product meets your needs before purchasing.</p> <p>If you have any questions, special requirements or concerns, please send us an inquiry and/or contact our Support team ahead of purchase. Recommended alternatives for this product can be found below, along with publications, customer reviews and Q&As</p>

製品の特性

製品の状態	Liquid
保存方法	Shipped at 4°C. Upon delivery aliquot. Store at -20°C or -80°C. Avoid freeze / thaw cycle.
バッファー	pH: 7.00 Preservative: 0.025% Proclin 300 Constituents: 78% PBS, 1% BSA, 20% Glycerol (glycerin, glycerine)
精製度	Immunogen affinity purified
ポリ/モノ	ポリクローナル
アイソタイプ	IgG

アプリケーション

The Abpromise guarantee

Abpromise保証は、次のテスト済みアプリケーションにおけるab137560の使用に適用されます

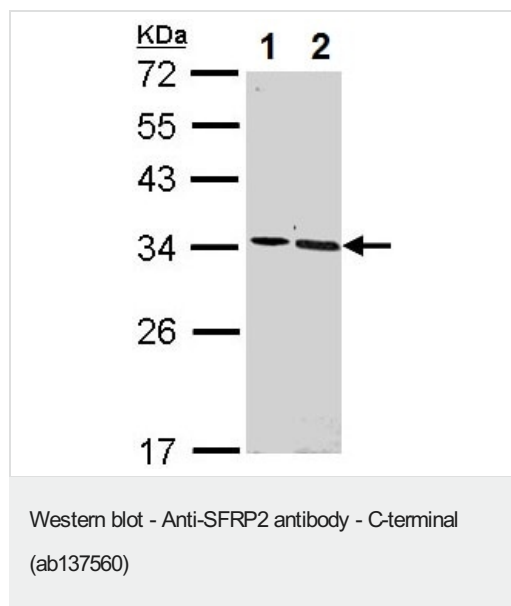
アプリケーションノートには、推奨の開始希釈率がありますが、適切な希釈率につきましてはご検討ください。

アプリケーション	Abreviews	特記事項
ICC/IF		1/100 - 1/1000.
IHC-P		1/100 - 1/1000. Perform heat mediated antigen retrieval before commencing with IHC staining protocol using 10mM citrate buffer (pH6.0) or Tris-EDTA buffer (pH8.0).
WB		1/500 - 1/3000. Predicted molecular weight: 33 kDa.

ターゲット情報

機能	Soluble frizzled-related proteins (sFRPS) function as modulators of Wnt signaling through direct interaction with Wnts. They have a role in regulating cell growth and differentiation in specific cell types. SFRP2 may be important for eye retinal development and for myogenesis.
組織特異性	Expressed in adipose tissue, heart, brain, skeletal muscle, pancreas, thymus, prostate, testis, ovary, small intestine and colon. Highest levels in adipose tissue, small intestine and colon.
配列類似性	Belongs to the secreted frizzled-related protein (sFRP) family. Contains 1 FZ (frizzled) domain. Contains 1 NTR domain.
ドメイン	The FZ domain is involved in binding with Wnt ligands.
細胞内局在	Secreted.

画像



All lanes : Anti-SFRP2 antibody - C-terminal (ab137560) at 1/1000 dilution

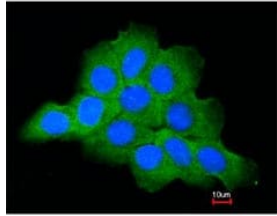
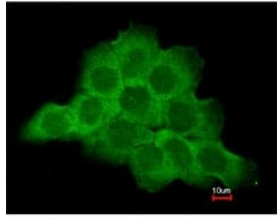
Lane 1 : A431 whole cell lysate

Lane 2 : HeLa whole cell lysate

Lysates/proteins at 30 µg per lane.

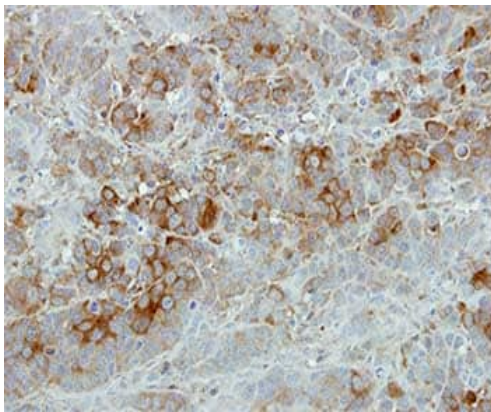
Predicted band size: 33 kDa

12% SDS PAGE



Immunofluorescent analysis of paraformaldehyde-fixed A431 cells labelling SFRP2 with ab137560 at 1/200 dilution. Lower image is merged with DNA probe.

Immunocytochemistry/ Immunofluorescence - Anti-SFRP2 antibody - C-terminal (ab137560)



Immunohistochemical analysis of paraffin-embedded MCF7 xenograft labelling SFRP2 with ab137560 at 1/500 dilution.

Immunohistochemistry (Formalin/PFA-fixed paraffin-embedded sections) - Anti-SFRP2 antibody - C-terminal (ab137560)

Please note: All products are "FOR RESEARCH USE ONLY. NOT FOR USE IN DIAGNOSTIC PROCEDURES"

Our Abpromise to you: Quality guaranteed and expert technical support

- Replacement or refund for products not performing as stated on the datasheet
- Valid for 12 months from date of delivery
- Response to your inquiry within 24 hours
- We provide support in Chinese, English, French, German, Japanese and Spanish
- Extensive multi-media technical resources to help you
- We investigate all quality concerns to ensure our products perform to the highest standards

If the product does not perform as described on this datasheet, we will offer a refund or replacement. For full details of the Abpromise,

please visit <https://www.abcam.co.jp/abpromise> or contact our technical team.

Terms and conditions

- Guarantee only valid for products bought direct from Abcam or one of our authorized distributors