

Anti-SCML4 antibody ab154011

面格粉 2

医薬用外劇物

製品の概要

製品名	Anti-SCML4 antibody
製品の詳細	Rabbit polyclonal to SCML4
由来種	Rabbit
アプリケーション	適用あり: WB, IHC-P
種交差性	交差種: Mouse, Human
免疫原	Recombinant fragment, corresponding to a region within amino acids 1-237 of Human SCML4 (UniProt ID: Q8N228).
ポジティブ・コントロール	SK N SH whole cell lysate; BT483 xenograft tissue; C2C12 xenograft tissue.
特記事項	<p>The Life Science industry has been in the grips of a reproducibility crisis for a number of years. Abcam is leading the way in addressing this with our range of recombinant monoclonal antibodies and knockout edited cell lines for gold-standard validation. Please check that this product meets your needs before purchasing.</p> <p>If you have any questions, special requirements or concerns, please send us an inquiry and/or contact our Support team ahead of purchase. Recommended alternatives for this product can be found below, along with publications, customer reviews and Q&As</p>

製品の特性

製品の状態	Liquid
保存方法	Shipped at 4°C. Upon delivery aliquot. Store at -20°C or -80°C. Avoid freeze / thaw cycle.
バッファー	<p>pH: 7.00</p> <p>Preservative: 0.01% Thimerosal (merthiolate)</p> <p>Constituents: 78.99% PBS, 1% BSA, 20% Glycerol (glycerin, glycerine)</p>
精製度	Immunogen affinity purified
ポリ/モノ	ポリクローナル
アイソタイプ	IgG

アプリケーション

The Abpromise guarantee

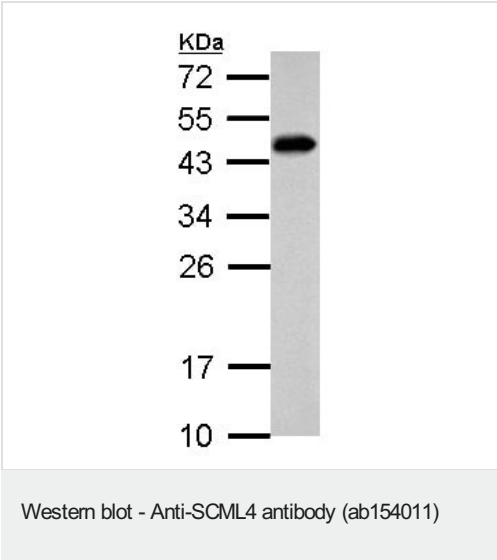
Abpromise保証は、次のテスト済みアプリケーションにおけるab154011の使用に適用されます
アプリケーションノートには、推奨の開始希釈率がありますが、適切な希釈率につきましてはご確認ください。

アプリケーション	Abreviews	特記事項
WB		1/500 - 1/3000. Predicted molecular weight: 45 kDa.
IHC-P		1/100 - 1/1000. Perform heat mediated antigen retrieval with citrate buffer pH 6 before commencing with IHC staining protocol.

ターゲット情報

関連性	SCML4 is a putative Polycomb group (PcG) protein. PcG proteins act by forming multiprotein complexes, which are required to maintain the transcriptionally repressive state of homeotic genes throughout development.
細胞内局在	Nuclear

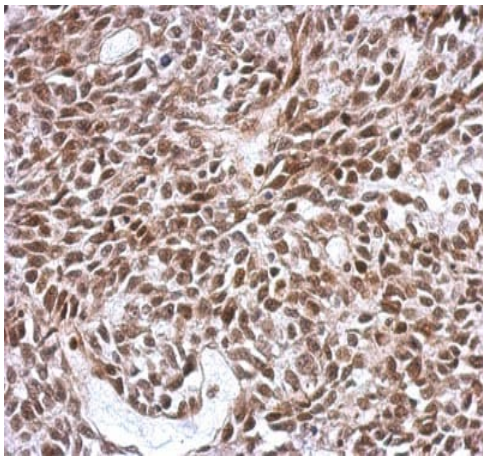
画像



Anti-SCML4 antibody (ab154011) at 1/1000 dilution + SK-N-SH whole cell lysate at 30 µg

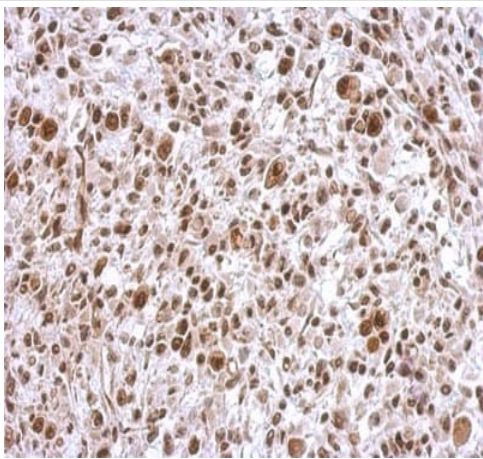
Predicted band size: 45 kDa

12% SDS PAGE



Immunohistochemical analysis of paraffin embedded BT483 xenograft tissue labeling SCML4 with ab154011 at 1/750 dilution.

Immunohistochemistry (Formalin/PFA-fixed paraffin-embedded sections) - Anti-SCML4 antibody (ab154011)



Immunohistochemical analysis of paraffin embedded C2C12 xenograft tissue, labeling SCML4 with ab154011 at 1/750 dilution.

Immunohistochemistry (Formalin/PFA-fixed paraffin-embedded sections) - Anti-SCML4 antibody (ab154011)

Please note: All products are "FOR RESEARCH USE ONLY. NOT FOR USE IN DIAGNOSTIC PROCEDURES"

Our Abpromise to you: Quality guaranteed and expert technical support

- Replacement or refund for products not performing as stated on the datasheet
- Valid for 12 months from date of delivery
- Response to your inquiry within 24 hours
- We provide support in Chinese, English, French, German, Japanese and Spanish
- Extensive multi-media technical resources to help you
- We investigate all quality concerns to ensure our products perform to the highest standards

If the product does not perform as described on this datasheet, we will offer a refund or replacement. For full details of the Abpromise, please visit <https://www.abcam.co.jp/abpromise> or contact our technical team.

Terms and conditions

- Guarantee only valid for products bought direct from Abcam or one of our authorized distributors