


### Anti-RPA32/RPA2 (phospho S4 + S8) antibody ab87277

★★★★★ [5 Abreviews](#) [18 References](#) [画像数 3](#)

#### 製品の概要

製品名	Anti-RPA32/RPA2 (phospho S4 + S8) antibody
製品の詳細	Rabbit polyclonal to RPA32/RPA2 (phospho S4 + S8)
由来種	Rabbit
アプリケーション	<b>適用あり:</b> IHC-P
種交差性	<b>交差種:</b> Mouse, Human <b>交差が予測される動物種:</b> Rhesus monkey, Gorilla, Orangutan, Bat 
免疫原	Synthetic peptide corresponding to Human RPA32/RPA2 (N terminal) (phospho S4 + S8).
ポジティブ・コントロール	IHC-P: Human ovarian cancer tissue, mouse renal cancer tissue, human breast carcinoma.
特記事項	Concentration is optimized for IHC and not determined  The Life Science industry has been in the grips of a reproducibility crisis for a number of years. Abcam is leading the way in addressing this with our range of recombinant monoclonal antibodies and knockout edited cell lines for gold-standard validation. Please check that this product meets your needs before purchasing.  If you have any questions, special requirements or concerns, please send us an inquiry and/or contact our Support team ahead of purchase. Recommended alternatives for this product can be found below, along with publications, customer reviews and Q&As

#### 製品の特性

製品の状態	Liquid
保存方法	Shipped at 4°C. Upon delivery aliquot and store at -20°C. Avoid freeze / thaw cycles.
バッファー	pH: 6.8 Preservative: 0.09% Sodium azide Constituents: 0.1% BSA, Tris buffered saline
精製度	Immunogen affinity purified
特記事項(精製)	Affinity purified using the peptide immobilized on solid support.
ポリ/モノ	ポリクローナル
アイソタイプ	IgG

## アプリケーション

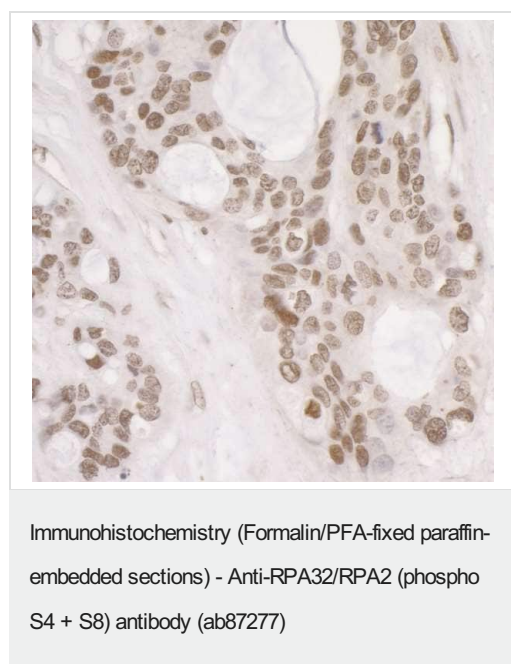
**The Abpromise guarantee** Abpromise保証は、 次のテスト済みアプリケーションにおけるab87277の使用に適用されます  
アプリケーションノートには、推奨の開始希釈率がありますが、適切な希釈率につきましてはご検討ください。

アプリケーション	Abreviews	特記事項
IHC-P		1/100 - 1/500. Epitope exposure with tris-EDTA pH9.0 buffer will enhance staining.

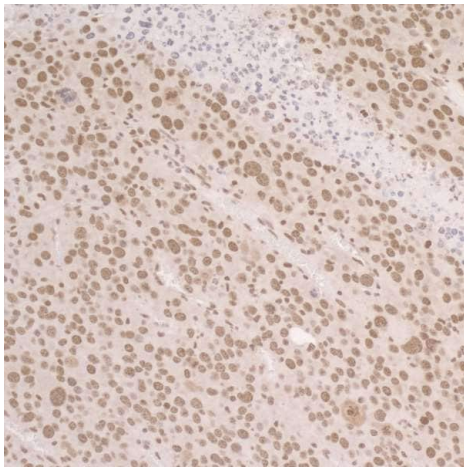
## ターゲット情報

機能	Required for DNA recombination, repair and replication. The activity of RP-A is mediated by single-stranded DNA binding and protein interactions. Functions as component of the alternative replication protein A complex (aRPA). aRPA binds single-stranded DNA and probably plays a role in DNA repair; it does not support chromosomal DNA replication and cell cycle progression through S-phase. In vitro, aRPA cannot promote efficient priming by DNA polymerase alpha but supports DNA polymerase delta synthesis in the presence of PCNA and replication factor C (RFC), the dual incision/excision reaction of nucleotide excision repair and RAD51-dependent strand exchange.
翻訳後修飾	Phosphorylated in a cell-cycle-dependent manner (from the S phase until mitosis). Phosphorylated by ATR upon DNA damage, which promotes its translocation to nuclear foci. Can be phosphorylated in vitro by PRKDC/DNA-PK in the presence of Ku and DNA, and by CDK1.
細胞内局在	Nucleus. Nucleus > PML body. Also present in PML nuclear bodies. Redistributes to discrete nuclear foci upon DNA damage.

## 画像

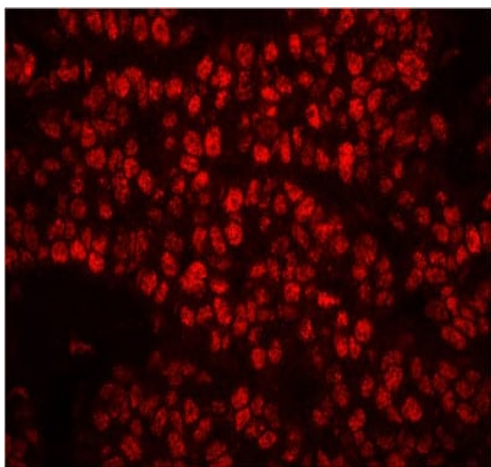


Immunohistochemical analysis of formalin-fixed, paraffin-embedded human ovarian cancer tissue, labeling RPA32 with ab87277 at a 1/250 dilution. Detection: DAB.



Immunohistochemical analysis of formalin-fixed, paraffin-embedded mouse renal cancer tissue, labeling RPA32 with ab87277 at a 1/250 dilution. Detection: DAB.

Immunohistochemistry (Formalin/PFA-fixed paraffin-embedded sections) - Anti-RPA32/RPA2 (phospho S4 + S8) antibody (ab87277)



Immunohistochemistry analysis of Human breast carcinoma using ab87277 at 1/100 dilution. Detection: Red-fluorescent goat anti-rabbit IgG at 1/100 dilution.

Immunohistochemistry (Formalin/PFA-fixed paraffin-embedded sections) - Anti-RPA32/RPA2 (phospho S4 + S8) antibody (ab87277)

**Please note:** All products are "FOR RESEARCH USE ONLY. NOT FOR USE IN DIAGNOSTIC PROCEDURES"

### Our Abpromise to you: Quality guaranteed and expert technical support

- Replacement or refund for products not performing as stated on the datasheet
- Valid for 12 months from date of delivery
- Response to your inquiry within 24 hours
- We provide support in Chinese, English, French, German, Japanese and Spanish
- Extensive multi-media technical resources to help you
- We investigate all quality concerns to ensure our products perform to the highest standards

If the product does not perform as described on this datasheet, we will offer a refund or replacement. For full details of the Abpromise, please visit <https://www.abcam.co.jp/abpromise> or contact our technical team.

#### **Terms and conditions**

---

- Guarantee only valid for products bought direct from Abcam or one of our authorized distributors