

Anti-RGS4 antibody ab97307

1 References 画像数 5

医薬用外劇物

製品の概要

製品名	Anti-RGS4 antibody
製品の詳細	Rabbit polyclonal to RGS4
由来種	Rabbit
アプリケーション	適用あり: IHC-P, WB
種交差性	交差種: Mouse, Rat, Human
免疫原	Recombinant fragment, corresponding to a region within amino acids 1-198 of Human RGS4 (AAH00737)
ポジティブ・コントロール	WB: Raji cell lysate, rat and mouse brain tissue extract; IHC-P: Human breast cancer and mouse muscle tissue.
特記事項	<p>The Life Science industry has been in the grips of a reproducibility crisis for a number of years. Abcam is leading the way in addressing this with our range of recombinant monoclonal antibodies and knockout edited cell lines for gold-standard validation. Please check that this product meets your needs before purchasing.</p> <p>If you have any questions, special requirements or concerns, please send us an inquiry and/or contact our Support team ahead of purchase. Recommended alternatives for this product can be found below, along with publications, customer reviews and Q&As</p>

製品の特性

製品の状態	Liquid
保存方法	Shipped at 4°C. Store at +4°C short term (1-2 weeks). Upon delivery aliquot. Store at -20°C or -80°C. Avoid freeze / thaw cycle.
バッファー	pH: 7.00 Preservative: 0.01% Thimerosal (merthiolate) Constituents: 1.21% Tris, 0.75% Glycine, 20% Glycerol (glycerin, glycerine)
精製度	Immunogen affinity purified
ポリ/モノ	ポリクローナル
アイソタイプ	IgG

アプリケーション

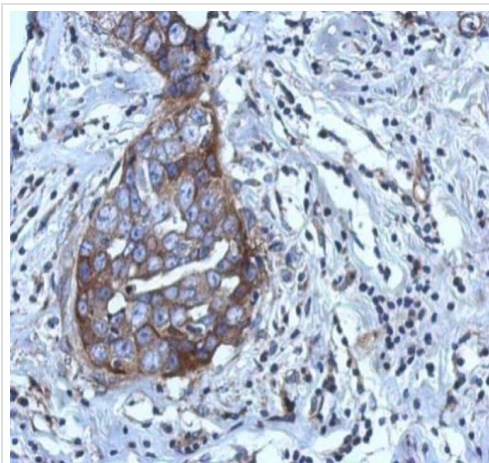
The Abpromise guarantee Abpromise保証は、次のテスト済みアプリケーションにおけるab97307の使用に適用されます
アプリケーションノートには、推奨の開始希釈率がありますが、適切な希釈率につきましてはご検討ください。

アプリケーション	Abreviews	特記事項
IHC-P		1/100 - 1/1000.
WB		1/500 - 1/3000. Predicted molecular weight: 23 kDa.

ターゲット情報

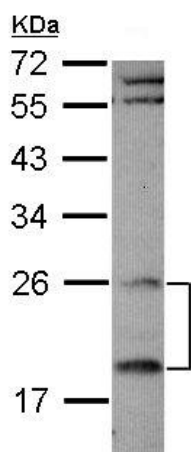
機能	Inhibits signal transduction by increasing the GTPase activity of G protein alpha subunits thereby driving them into their inactive GDP-bound form. Activity on G(z)-alpha is inhibited by phosphorylation of the G-protein. Activity on G(z)-alpha and G(i)-alpha-1 is inhibited by palmitoylation of the G-protein.
関連疾患	Genetic variation in RGS4 is associated with susceptibility to schizophrenia type 9 (SCZD9) [MIM:604906]. A complex, multifactorial psychotic disorder or group of disorders characterized by disturbances in the form and content of thought (e.g. delusions, hallucinations), in mood (e.g. inappropriate affect), in sense of self and relationship to the external world (e.g. loss of ego boundaries, withdrawal), and in behavior (e.g. bizarre or apparently purposeless behavior). Although it affects emotions, it is distinguished from mood disorders in which such disturbances are primary. Similarly, there may be mild impairment of cognitive function, and it is distinguished from the dementias in which disturbed cognitive function is considered primary. Some patients manifest schizophrenic as well as bipolar disorder symptoms and are often given the diagnosis of schizoaffective disorder.
配列類似性	Contains 1 RGS domain.
翻訳後修飾	Palmitoylated on Cys-2 and/or Cys-12. Phosphorylated by cyclic GMP-dependent protein kinase.

画像



Immunohistochemistry (Formalin/PFA-fixed paraffin-embedded sections) - Anti-RGS4 antibody (ab97307)

Immunohistochemical analysis of paraffin-embedded human breast cancer tissue staining RGS4 with ab97307 at 1:500 dilution.
Antigen Retrieval: EDTA based buffer, pH 8.0, 15min.



Western blot - Anti-RGS4 antibody (ab97307)

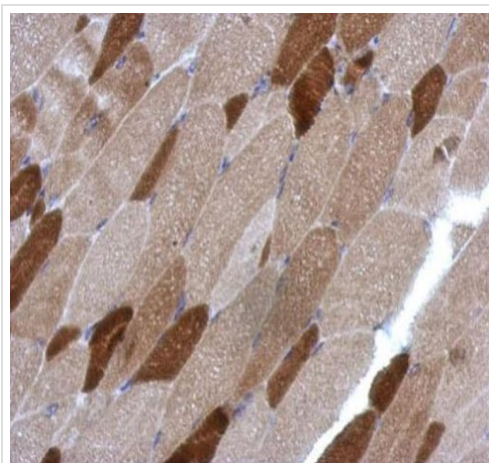
Anti-RGS4 antibody (ab97307) at 1/1000 dilution + Raji (human Burkitt's lymphoma cell line) whole cell lysate at 30 µg

Secondary

HRP-conjugated anti-rabbit IgG antibody

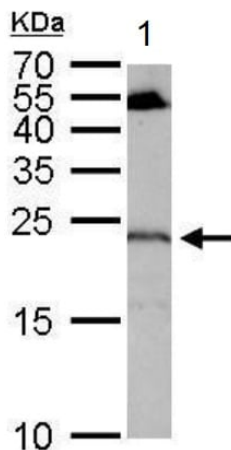
Predicted band size: 23 kDa

12% SDS-PAGE



Immunohistochemistry (Formalin/PFA-fixed paraffin-embedded sections) - Anti-RGS4 antibody (ab97307)

Immunohistochemical analysis of paraffin-embedded mouse muscle tissue staining RGS4 with ab97307 at 1:500 dilution.
Antigen Retrieval: EDTA based buffer, pH 8.0, 15min.



Western blot - Anti-RGS4 antibody (ab97307)

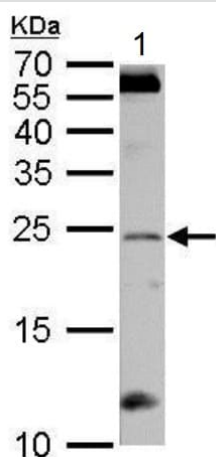
Anti-RGS4 antibody (ab97307) at 1/1000 dilution + Mouse cerebellum tissue extract at 50 µg

Secondary

HRP-conjugated anti-rabbit IgG antibody

Predicted band size: 23 kDa

12% SDS-PAGE



Western blot - Anti-RGS4 antibody (ab97307)

Anti-RGS4 antibody (ab97307) at 1/1000 dilution + Rat brain tissue extract at 50 µg

Secondary

HRP-conjugated anti-rabbit IgG antibody

Predicted band size: 23 kDa

12% SDS-PAGE

Please note: All products are "FOR RESEARCH USE ONLY. NOT FOR USE IN DIAGNOSTIC PROCEDURES"

Our Abpromise to you: Quality guaranteed and expert technical support

- Replacement or refund for products not performing as stated on the datasheet
- Valid for 12 months from date of delivery
- Response to your inquiry within 24 hours
- We provide support in Chinese, English, French, German, Japanese and Spanish
- Extensive multi-media technical resources to help you
- We investigate all quality concerns to ensure our products perform to the highest standards

If the product does not perform as described on this datasheet, we will offer a refund or replacement. For full details of the Abpromise, please visit <https://www.abcam.co.jp/abpromise> or contact our technical team.

Terms and conditions

- Guarantee only valid for products bought direct from Abcam or one of our authorized distributors