

Anti-REST / NRSF antibody [CL0381] ab211537

画像数 7

製品の概要

製品名	Anti-REST / NRSF antibody [CL0381]
製品の詳細	Mouse monoclonal [CL0381] to REST / NRSF
由来種	Mouse
アプリケーション	適用あり: IHC-P, ICC/IF
種交差性	交差種: Human
免疫原	Recombinant fragment (proprietary-tag) corresponding to Human REST/ NRSF aa 850-1000. Database link: Q13127
	Run BLAST with Run BLAST with
ポジティブ・コントロール	Human tonsil, fallopian tube, testis, kidney, liver and cortex tissues.
特記事項	<p>The Life Science industry has been in the grips of a reproducibility crisis for a number of years. Abcam is leading the way in addressing this with our range of recombinant monoclonal antibodies and knockout edited cell lines for gold-standard validation. Please check that this product meets your needs before purchasing.</p> <p>If you have any questions, special requirements or concerns, please send us an inquiry and/or contact our Support team ahead of purchase. Recommended alternatives for this product can be found below, along with publications, customer reviews and Q&As</p>

製品の特性

製品の状態	Liquid
保存方法	Shipped at 4°C. Store at +4°C short term (1-2 weeks). Upon delivery aliquot. Store at -20°C long term. Avoid freeze / thaw cycle.
バッファー	pH: 7.20 Preservative: 0.02% Sodium azide Constituents: 40% Glycerol (glycerin, glycerine), 59% PBS
精製度	Protein A purified
ポリ/モノ	モノクローナル
クローン名	CL0381
アイソタイプ	IgG1

アプリケーション

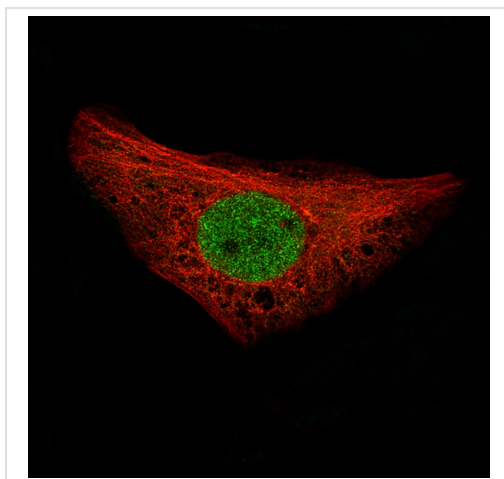
The Abpromise guarantee Abpromise保証は、次のテスト済みアプリケーションにおけるab211537の使用に適用されます
アプリケーションノートには、推奨の開始希釈率がありますが、適切な希釈率につきましてはご検討ください。

アプリケーション	Abreviews	特記事項
IHC-P		1/50 - 1/200. Perform heat mediated antigen retrieval with citrate buffer pH 6 before commencing with IHC staining protocol.
ICC/IF		Use a concentration of 2 - 10 µg/ml.

ターゲット情報

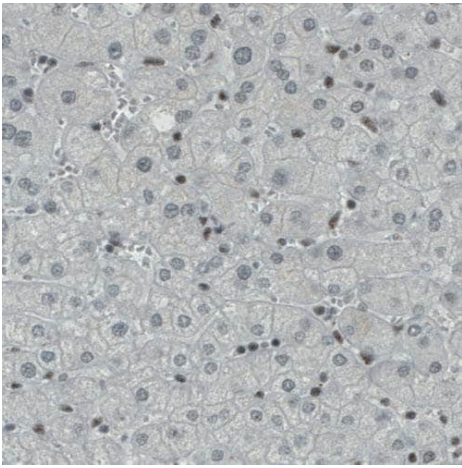
機能	Transcriptional repressor which binds neuron-restrictive silencer element (NRSE) and represses neuronal gene transcription in non-neuronal cells. Restricts the expression of neuronal genes by associating with two distinct corepressors, mSin3 and CoREST, which in turn recruit histone deacetylase to the promoters of REST-regulated genes. Mediates repression by recruiting the BHC complex at RE1/NRSE sites which acts by deacetylating and demethylating specific sites on histones, thereby acting as a chromatin modifier.
組織特異性	Ubiquitous. Expressed at higher levels in the tissues of the lymphocytic compartment, including spleen, thymus, peripheral blood lymphocytes and ovary.
配列類似性	Contains 9 C2H2-type zinc fingers.
細胞内局在	Nucleus.

画像



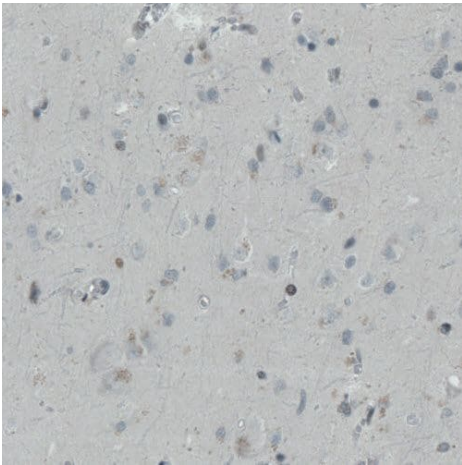
Immunocytochemistry/Immunofluorescence analysis of U-2 OS cells labelling REST with ab211537 at 10 µg/mL, showing specific staining in the nucleoplasm in green. Microtubules are visualized in red.

Immunocytochemistry/ Immunofluorescence - Anti-REST / NRSF antibody [CL0381] (ab211537)



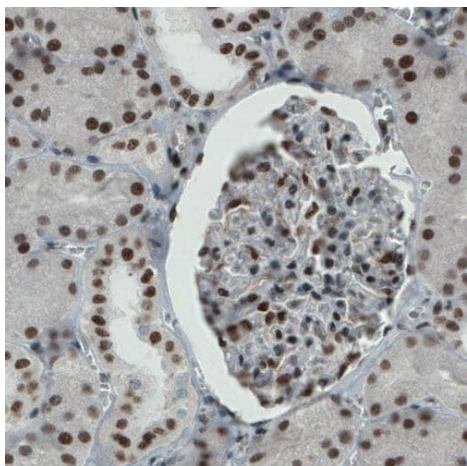
Immunohistochemical analysis of formalin-fixed, paraffin-embedded Human liver tissue labeling REST / NRSF with ab211537 at 1/50 dilution.

Immunohistochemistry (Formalin/PFA-fixed paraffin-embedded sections) - Anti-REST / NRSF antibody [CL0381] (ab211537)



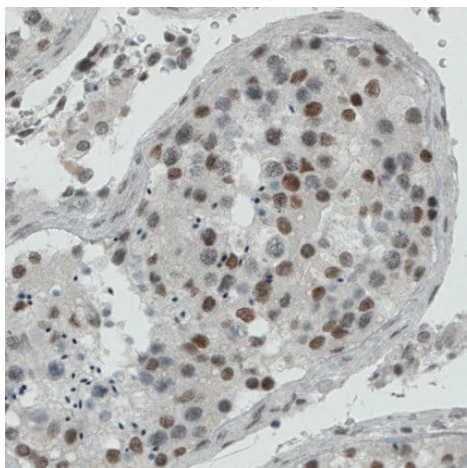
Immunohistochemical analysis of formalin-fixed, paraffin-embedded Human cortex tissue labeling REST / NRSF with ab211537 at 1/50 dilution.

Immunohistochemistry (Formalin/PFA-fixed paraffin-embedded sections) - Anti-REST / NRSF antibody [CL0381] (ab211537)



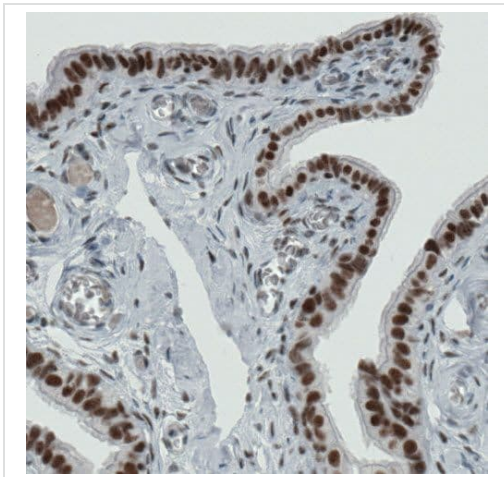
Immunohistochemical analysis of formalin-fixed, paraffin-embedded Human kidney tissue labeling REST / NRSF with ab211537 at 1/50 dilution.

Immunohistochemistry (Formalin/PFA-fixed paraffin-embedded sections) - Anti-REST / NRSF antibody [CL0381] (ab211537)



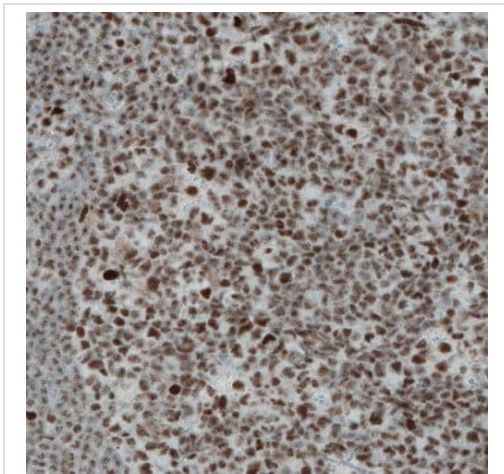
Immunohistochemical analysis of formalin-fixed, paraffin-embedded Human testis tissue labeling REST / NRSF with ab211537 at 1/50 dilution.

Immunohistochemistry (Formalin/PFA-fixed paraffin-embedded sections) - Anti-REST / NRSF antibody [CL0381] (ab211537)



Immunohistochemical analysis of formalin-fixed, paraffin-embedded Human fallopian tube tissue labeling REST / NRSF with ab211537 at 1/50 dilution.

Immunohistochemistry (Formalin/PFA-fixed paraffin-embedded sections) - Anti-REST / NRSF antibody [CL0381] (ab211537)



Immunohistochemical analysis of formalin-fixed, paraffin-embedded Human tonsil tissue labeling REST / NRSF with ab211537 at 1/50 dilution.

Immunohistochemistry (Formalin/PFA-fixed paraffin-embedded sections) - Anti-REST / NRSF antibody [CL0381] (ab211537)

Please note: All products are "FOR RESEARCH USE ONLY. NOT FOR USE IN DIAGNOSTIC PROCEDURES"

Our Promise to you: Quality guaranteed and expert technical support

- Replacement or refund for products not performing as stated on the datasheet
- Valid for 12 months from date of delivery
- Response to your inquiry within 24 hours
- We provide support in Chinese, English, French, German, Japanese and Spanish

- Extensive multi-media technical resources to help you
- We investigate all quality concerns to ensure our products perform to the highest standards

If the product does not perform as described on this datasheet, we will offer a refund or replacement. For full details of the Abpromise, please visit <https://www.abcam.co.jp/abpromise> or contact our technical team.

Terms and conditions

- Guarantee only valid for products bought direct from Abcam or one of our authorized distributors