


Anti-RARS antibody [EPR6298] - BSA and Azide free ab248245

リコンビナント **RabMAb**

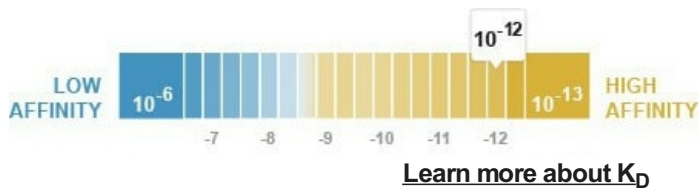
画像数 4

製品の概要

製品名	Anti-RARS antibody [EPR6298] - BSA and Azide free
製品の詳細	Rabbit monoclonal [EPR6298] to RARS - BSA and Azide free
由来種	Rabbit
アプリケーション	適用あり: Flow Cyt (Intra), WB 適用なし: IHC-P or IP
種交差性	交差種: Human 交差が予測される動物種: Mouse, Rat 
免疫原	Synthetic peptide. This information is proprietary to Abcam and/or its suppliers.
特記事項	<p>ab248245 is the carrier-free version of ab128956.</p> <p>Our carrier-free antibodies are typically supplied in a PBS-only formulation, purified and free of BSA, sodium azide and glycerol. The carrier-free buffer and high concentration allow for increased conjugation efficiency.</p> <p>This conjugation-ready format is designed for use with fluorochromes, metal isotopes, oligonucleotides, and enzymes, which makes them ideal for antibody labelling, functional and cell-based assays, flow-based assays (e.g. mass cytometry) and Multiplex Imaging applications.</p> <p>Use our conjugation kits for antibody conjugates that are ready-to-use in as little as 20 minutes with <1 minute hands-on-time and 100% antibody recovery: available for fluorescent dyes, HRP, biotin and gold.</p> <p>This product is compatible with the Maxpar[®] Antibody Labeling Kit from Fluidigm, without the need for antibody preparation. Maxpar[®] is a trademark of Fluidigm Canada Inc.</p> <p>This product is a recombinant monoclonal antibody, which offers several advantages including:</p> <ul style="list-style-type: none"> - High batch-to-batch consistency and reproducibility - Improved sensitivity and specificity - Long-term security of supply - Animal-free production <p>For more information see here.</p> <p>Our RabMAb[®] technology is a patented hybridoma-based technology for making rabbit monoclonal antibodies. For details on our patents, please refer to RabMAb[®] patents.</p>

製品の特性

製品の状態	Liquid
保存方法	Shipped at 4°C. Store at +4°C. Do Not Freeze.
解離定数 (K _D 値)	K _D = 4.20 x 10 ⁻¹² M



バッファー	pH: 7.2 Constituent: PBS
キャリア・フリー	はい
精製度	Affinity purified
ポリ/モノ	モノクローナル
クローン名	EPR6298
アイソタイプ	IgG

アプリケーション

The Abpromise guarantee **Abpromise保証は、** 次のテスト済みアプリケーションにおけるab248245の使用に適用されます
アプリケーションノートには、推奨の開始希釈率がありますが、適切な希釈率につきましてはご検討ください。

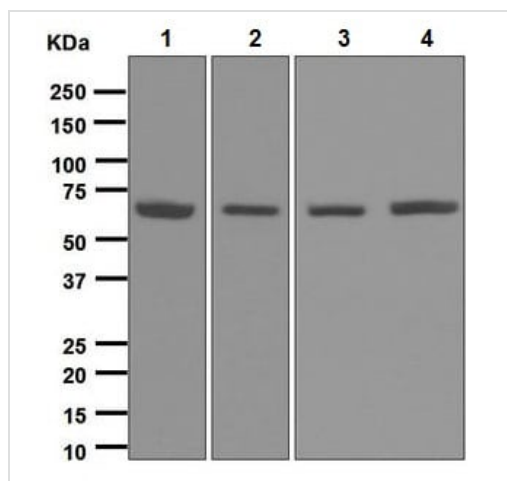
アプリケーション	Abreviews	特記事項
Flow Cyt (Intra)		Use at an assay dependent concentration.
WB		Use at an assay dependent concentration. Detects a band of approximately 60-72 kDa (predicted molecular weight: 75 kDa).

追加情報 Is unsuitable for IHC-P or IP.

ターゲット情報

機能	Forms part of a macromolecular complex that catalyzes the attachment of specific amino acids to cognate tRNAs during protein synthesis. Modulates the secretion of AIMP1 and may be involved in generation of the inflammatory cytokine EMAP2 from AIMP1.
配列類似性	Belongs to the class-I aminoacyl-tRNA synthetase family.
ドメイン	The N-terminus (AA 1-72) has two regions predicted to be alpha-helical that might be involved in the multisynthetase complex assembly.
細胞内局在	Cytoplasm.
製品の状態	There are 2 isoforms produced by alternative initiation.

画像



Western blot - Anti-RARS antibody [EPR6298] - BSA and Azide free (ab248245)

All lanes : Anti-RARS antibody [EPR6298] ([ab128956](#)) at 1/1000 dilution

Lane 1 : A431 cell lysate

Lane 2 : SH-SY5Y cell lysate

Lane 3 : 293T cell lysate

Lane 4 : HepG2 cell lysate

Lysates/proteins at 10 µg per lane.

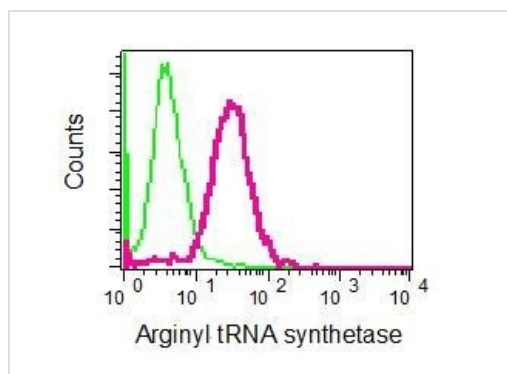
Secondary

All lanes : HRP labelled goat anti-rabbit at 1/2000 dilution

Predicted band size: 75 kDa

Observed band size: 60-72 kDa

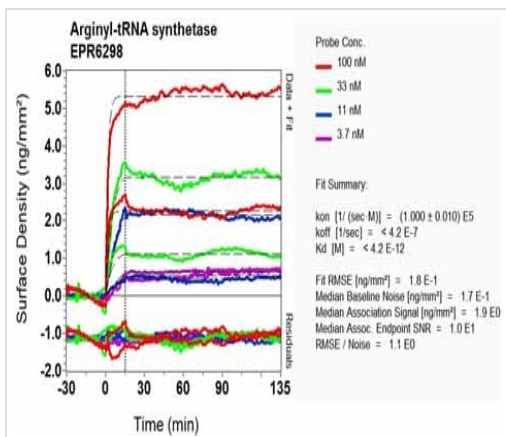
This data was developed using [ab128956](#), the same antibody clone in a different buffer formulation.



Flow Cytometry (Intracellular) - Anti-RARS antibody [EPR6298] - BSA and Azide free (ab248245)

This data was developed using [ab128956](#), the same antibody clone in a different buffer formulation.

[ab128956](#), at 1/10 dilution (red) staining RARS in permeabilized 293T cells, compared with a negative rabbit IgG (green) by intracellular flow cytometry.



SPR Scanning - Anti-RARS antibody [EPR6298] -
BSA and Azide free (ab248245)

This data was developed using **ab128956**, the same antibody clone in a different buffer formulation. Equilibrium dissociation constant (K_D)

Learn more about K_D

[Click here to learn more about \$K_D\$](#)

Why choose a recombinant antibody?



Research with confidence
Consistent and reproducible results



Long-term and scalable supply
Recombinant technology



Success from the first experiment
Confirmed specificity



Ethical standards compliant
Animal-free production

Anti-RARS antibody [EPR6298] - BSA and Azide free (ab248245)

Please note: All products are "FOR RESEARCH USE ONLY. NOT FOR USE IN DIAGNOSTIC PROCEDURES"

Our Abpromise to you: Quality guaranteed and expert technical support

- Replacement or refund for products not performing as stated on the datasheet
- Valid for 12 months from date of delivery
- Response to your inquiry within 24 hours
- We provide support in Chinese, English, French, German, Japanese and Spanish
- Extensive multi-media technical resources to help you
- We investigate all quality concerns to ensure our products perform to the highest standards

If the product does not perform as described on this datasheet, we will offer a refund or replacement. For full details of the Abpromise, please visit <https://www.abcam.co.jp/abpromise> or contact our technical team.

Terms and conditions

- Guarantee only valid for products bought direct from Abcam or one of our authorized distributors