

Anti-RAD18 antibody ab188235

8 References [画像数 5](#)

製品の概要

製品名	Anti-RAD18 antibody
製品の詳細	Rabbit polyclonal to RAD18
由来種	Rabbit
アプリケーション	適用あり: WB, IP, ICC/IF
種交差性	交差種: Mouse, Human
免疫原	Recombinant fragment corresponding to Human RAD18 aa 250 to the C-terminus. Database link: Q9NS91 Run BLAST with Run BLAST with
ポジティブ・コントロール	Irradiated U2OS cells and lysate, NIH-3T3 cell lysate
特記事項	<p>The Life Science industry has been in the grips of a reproducibility crisis for a number of years. Abcam is leading the way in addressing this with our range of recombinant monoclonal antibodies and knockout edited cell lines for gold-standard validation. Please check that this product meets your needs before purchasing.</p> <p>If you have any questions, special requirements or concerns, please send us an inquiry and/or contact our Support team ahead of purchase. Recommended alternatives for this product can be found below, along with publications, customer reviews and Q&As</p>

製品の特性

製品の状態	Liquid
保存方法	Shipped at 4°C. Store at +4°C short term (1-2 weeks). Upon delivery aliquot. Store at -20°C long term. Avoid freeze / thaw cycle.
バッファー	Preservative: 0.05% Sodium azide
精製度	Whole antiserum
ポリモノ	ポリクローナル
アイソタイプ	IgG

アプリケーション

The Abpromise guarantee Abpromise保証は、次のテスト済みアプリケーションにおけるab188235の使用に適用されます

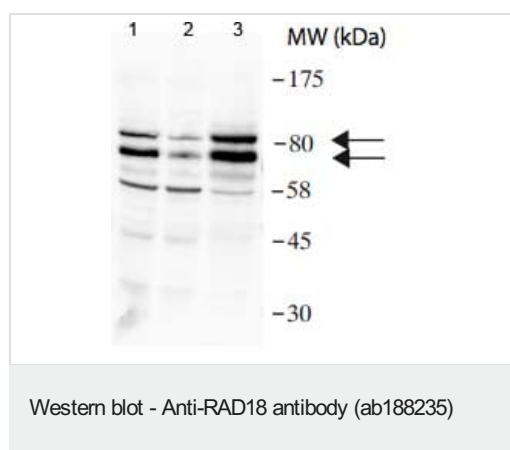
アプリケーションノートには、推奨の開始希釈率がありますが、適切な希釈率につきましてはご確認ください。

アプリケーション	Abreviews	特記事項
WB		1/2000. Predicted molecular weight: 56 kDa.
IP		Use at an assay dependent concentration.
ICC/IF		1/2000. Fixation with 3% PFA 10 min, RT and afterwards permeabilization with methanol for 2 min.

ターゲット情報

機能	E3 ubiquitin-protein ligase involved in postreplication repair of UV-damaged DNA. Postreplication repair functions in gap-filling of a daughter strand on replication of damaged DNA. Associates to the E2 ubiquitin conjugating enzyme UBE2B to form the UBE2B-RAD18 ubiquitin ligase complex involved in mono-ubiquitination of DNA-associated PCNA on 'Lys-164'. Has ssDNA binding activity.
パスウェイ	Protein modification; protein ubiquitination.
配列類似性	Belongs to the RAD18 family. Contains 1 RING-type zinc finger. Contains 1 SAP domain. Contains 1 UBZ-type zinc finger.
細胞内局在	Nucleus.

画像



All lanes : Anti-RAD18 antibody (ab188235) at 1/2000 dilution

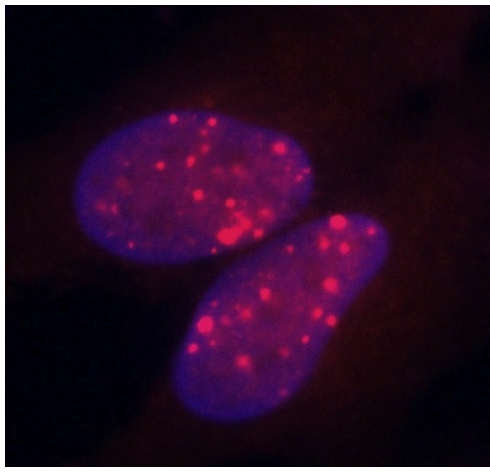
Lane 1 : Control U2OS cell lysate

Lane 2 : RAD18 si treated U2OS cell lysate

Lane 3 : NIH-3T3 cell lysate

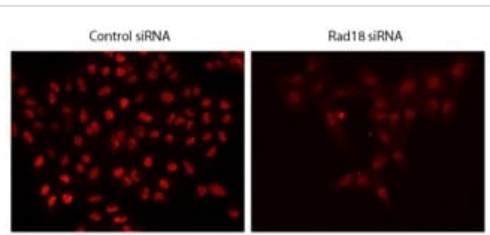
Lysates/proteins at 40 µg per lane.

Predicted band size: 56 kDa



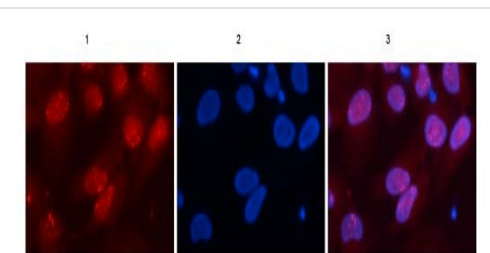
Immunocytochemistry/ Immunofluorescence - Anti-RAD18 antibody (ab188235)

Immunofluorescent analysis of U2OS cells fixed in 3% PFA for 10 mins and permeabilised with methanol for 2 mins, then irradiated with 3Gy of IR for 1.5h labeling RAD18 with ab188235 at 1/600 dilution. Rad18 (red) ; DAPI (blue).



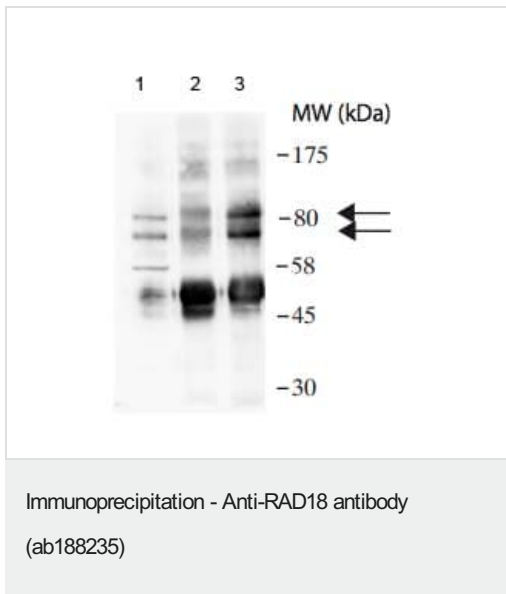
Immunocytochemistry/ Immunofluorescence - Anti-RAD18 antibody (ab188235)

Immunofluorescent analysis of RAD18 expression in U2OS control cells and RAD18 siRNA treated U2OS cells, using ab188235 at 1/2000 dilution.



Immunocytochemistry/ Immunofluorescence - Anti-RAD18 antibody (ab188235)

Immunofluorescent analysis U2OS cells fixed in 3% PFA 10 mins and permeabilised with methanol 2 mins irradiated with 3Gy IR for 1.5h labeling RAD18 with ab188235 (1), DNA (2) and merged (3)



Western blot analysis (using ab188235) of immunoprecipitation from U2OS cell lysates(lysatd in 0.5% NP40)

Lane 1: Input

Lane 2: immunoprecipitate with control serum+protein A sepharose.

Lane 3: immunoprecipitate with ab188235+ protein A sepharose.

Please note: All products are "FOR RESEARCH USE ONLY. NOT FOR USE IN DIAGNOSTIC PROCEDURES"

Our Abpromise to you: Quality guaranteed and expert technical support

- Replacement or refund for products not performing as stated on the datasheet
- Valid for 12 months from date of delivery
- Response to your inquiry within 24 hours
- We provide support in Chinese, English, French, German, Japanese and Spanish
- Extensive multi-media technical resources to help you
- We investigate all quality concerns to ensure our products perform to the highest standards

If the product does not perform as described on this datasheet, we will offer a refund or replacement. For full details of the Abpromise, please visit <https://www.abcam.co.jp/abpromise> or contact our technical team.

Terms and conditions

- Guarantee only valid for products bought direct from Abcam or one of our authorized distributors