

Anti-Prostaglandin F2 alpha Receptor/PTGFR antibody [EPR5844] ab126709

リコンビナント RabMAb

2 References [画像数 3](#)

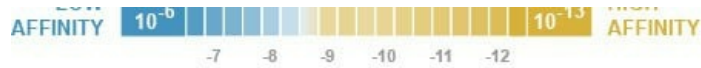
製品の概要

| | |
|--------------|--|
| 製品名 | Anti-Prostaglandin F2 alpha Receptor/PTGFR antibody [EPR5844] |
| 製品の詳細 | Rabbit monoclonal [EPR5844] to Prostaglandin F2 alpha Receptor/PTGFR |
| 由来種 | Rabbit |
| アプリケーション | 適用あり: WB 適用なし: Flow Cyt, ICC/IF, IHC-P or IP |
| 種交差性 | 交差種: Human |
| 免疫原 | Synthetic peptide corresponding to Human Prostaglandin F2 alpha Receptor/PTGFR aa 300-400 (C terminal). Database link: P43088 |
| ポジティブ・コントロール | MCF7 and T47D cell lysates. |
| 特記事項 | This product is a recombinant monoclonal antibody, which offers several advantages including: <ul style="list-style-type: none">- High batch-to-batch consistency and reproducibility- Improved sensitivity and specificity- Long-term security of supply- Animal-free production For more information see here . Our RabMAb [®] technology is a patented hybridoma-based technology for making rabbit monoclonal antibodies. For details on our patents, please refer to RabMAb[®] patents . Mouse, Rat: We have preliminary internal testing data to indicate this antibody may not react with these species. Please contact us for more information. |

製品の特性

| | |
|-------------------------|--|
| 製品の状態 | Liquid |
| 保存方法 | Shipped at 4°C. Store at -20°C. Stable for 12 months at -20°C. |
| 解離定数 (K _D 値) | K _D = 6.80 x 10 ⁻¹¹ M |





[Learn more about K_D](#)

| | |
|--------|---|
| バッファー | pH: 7.20 Preservative: 0.01% Sodium azide Constituents: 9% PBS, 40% Glycerol (glycerin, glycerine), 0.05% BSA, 50% Tissue culture supernatant |
| 精製度 | Protein A purified |
| ポリ/モノ | モノクローナル |
| クローン名 | EPR5844 |
| アイソタイプ | IgG |

アプリケーション

The Abpromise guarantee **Abpromise保証は、次のテスト済みアプリケーションにおけるab126709の使用に適用されます**
 アプリケーションノートには、推奨の開始希釈率がありますが、適切な希釈率につきましてはご検討ください。

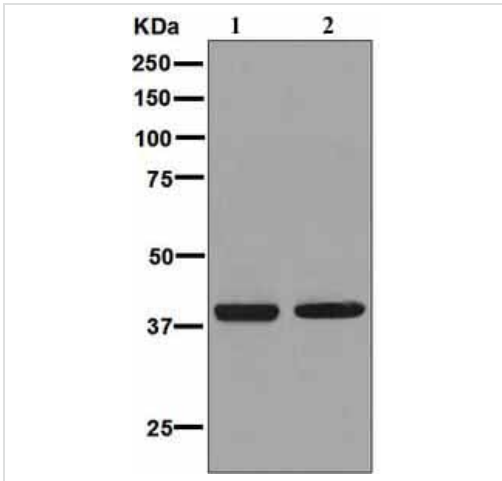
| アプリケーション | Abreviews | 特記事項 |
|----------|-----------|--|
| WB | | 1/1000 - 1/10000. Detects a band of approximately 40 kDa (predicted molecular weight: 40 kDa). |

追加情報 Is unsuitable for Flow Cyt, ICC/IF, IHC-P or IP.

ターゲット情報

| | |
|--------------|---|
| 機能 | Receptor for prostaglandin F2-alpha (PGF2-alpha). The activity of this receptor is mediated by G proteins which activate a phosphatidylinositol-calcium second messenger system. Initiates luteolysis in the corpus luteum. |
| 配列類似性 | Belongs to the G-protein coupled receptor 1 family. |
| 細胞内局在 | Cell membrane. |

画像



Western blot - Anti-Prostaglandin F2 alpha Receptor/PTGFR antibody [EPR5844] (ab126709)

All lanes : Anti-Prostaglandin F2 alpha Receptor/PTGFR antibody [EPR5844] (ab126709) at 1/1000 dilution

Lane 1 : MCF7 cell lysate

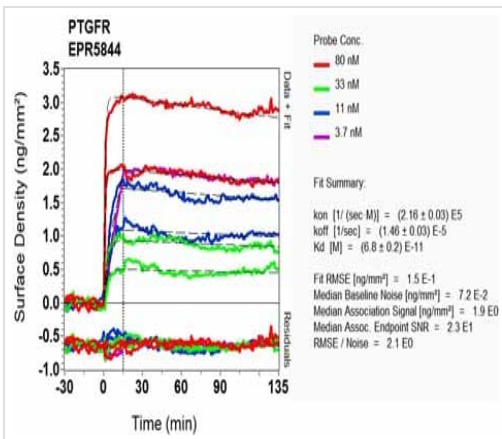
Lane 2 : T47D cell lysate

Lysates/proteins at 10 µg per lane.

Secondary

All lanes : Goat anti-Rabbit HRP at 1/2000 dilution

Predicted band size: 40 kDa



O1-RD Scanning - Anti-Prostaglandin F2 alpha Receptor/PTGFR antibody [EPR5844] (ab126709)

Equilibrium dissociation constant (K_D)

Learn more about K_D

[Click here to learn more about \$K_D\$](#)

Why choose a recombinant antibody?

Research with confidence
Consistent and reproducible results

Long-term and scalable supply
Recombinant technology

Success from the first experiment
Confirmed specificity

Ethical standards compliant
Animal-free production

Anti-Prostaglandin F2 alpha Receptor/PTGFR antibody [EPR5844] (ab126709)

Our Abpromise to you: Quality guaranteed and expert technical support

- Replacement or refund for products not performing as stated on the datasheet
- Valid for 12 months from date of delivery
- Response to your inquiry within 24 hours

- We provide support in Chinese, English, French, German, Japanese and Spanish
- Extensive multi-media technical resources to help you
- We investigate all quality concerns to ensure our products perform to the highest standards

If the product does not perform as described on this datasheet, we will offer a refund or replacement. For full details of the Abpromise, please visit <https://www.abcam.co.jp/abpromise> or contact our technical team.

Terms and conditions

- Guarantee only valid for products bought direct from Abcam or one of our authorized distributors