




Anti-PPAR delta antibody ab23673

★★★★★ [11 Abreviews](#) [44 References](#) [画像数 3](#)

製品の概要

製品名	Anti-PPAR delta antibody
製品の詳細	Rabbit polyclonal to PPAR delta
由来種	Rabbit
アプリケーション	適用あり: ICC/IF, WB
種交差性	交差種: Mouse, Human 交差が予測される動物種: Rabbit, Chicken 
免疫原	Synthetic peptide corresponding to Human PPAR delta aa 1-100 (N terminal). Database link: Q03181  Run BLAST with  Run BLAST with
特記事項	<p>The Life Science industry has been in the grips of a reproducibility crisis for a number of years. Abcam is leading the way in addressing this with our range of recombinant monoclonal antibodies and knockout edited cell lines for gold-standard validation. Please check that this product meets your needs before purchasing.</p> <p>If you have any questions, special requirements or concerns, please send us an inquiry and/or contact our Support team ahead of purchase. Recommended alternatives for this product can be found below, along with publications, customer reviews and Q&As</p>

製品の特性

製品の状態	Liquid
保存方法	Shipped at 4°C. Store at +4°C short term (1-2 weeks). Upon delivery aliquot. Store at -20°C. Avoid freeze / thaw cycle.
バッファー	pH: 7.20 Preservative: 0.02% Sodium azide Constituents: 50% Glycerol (glycerin, glycerine), PBS
精製度	Immunogen affinity purified
ポリ/モノ	ポリクローナル
アイソタイプ	IgG

アプリケーション

The Abpromise guarantee

Abpromise保証は、次のテスト済みアプリケーションにおけるab23673の使用に適用されます

アプリケーションノートには、推奨の開始希釈率がありますが、適切な希釈率につきましてはご検討ください。

アプリケーション	Abreviews	特記事項
ICC/IF	★★★★★ (1)	Use a concentration of 4 µg/ml.
WB	★★★★★ (6)	Use a concentration of 2 µg/ml. Predicted molecular weight: 50 kDa. Nuclear extraction may be required in some samples. Detects a band of approximately 50 kDa in human samples, and an additional smaller size of PPAR delta is detected in some murine samples at approximately 40 kDa.

ターゲット情報

機能

Ligand-activated transcription factor. Receptor that binds peroxisome proliferators such as hypolipidemic drugs and fatty acids. Has a preference for poly-unsaturated fatty acids, such as gamma-linoleic acid and eicosapentanoic acid. Once activated by a ligand, the receptor binds to promoter elements of target genes. Regulates the peroxisomal beta-oxidation pathway of fatty acids. Functions as transcription activator for the acyl-CoA oxidase gene. Decreases expression of NPC1L1 once activated by a ligand.

組織特異性

Ubiquitous with maximal levels in placenta and skeletal muscle.

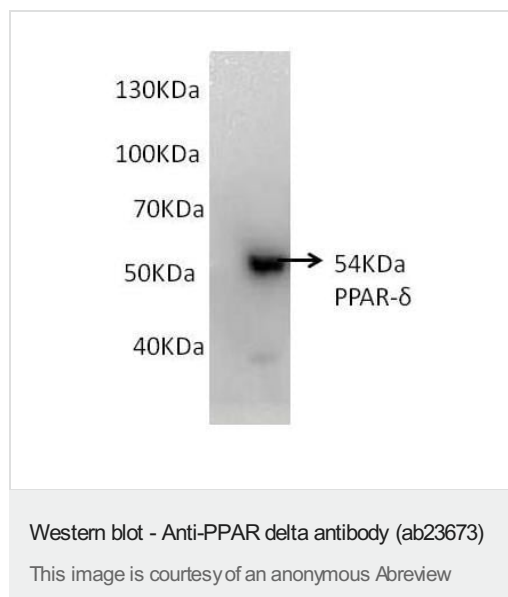
配列類似性

Belongs to the nuclear hormone receptor family. NR1 subfamily.
Contains 1 nuclear receptor DNA-binding domain.

細胞内局在

Nucleus.

画像



Anti-PPAR delta antibody (ab23673) at 1/1000 dilution + Rat brain tissue lysate at 100 µg

Secondary

HRP-conjugate Goat anti-rabbit IgG polyclonal at 1/2000 dilution

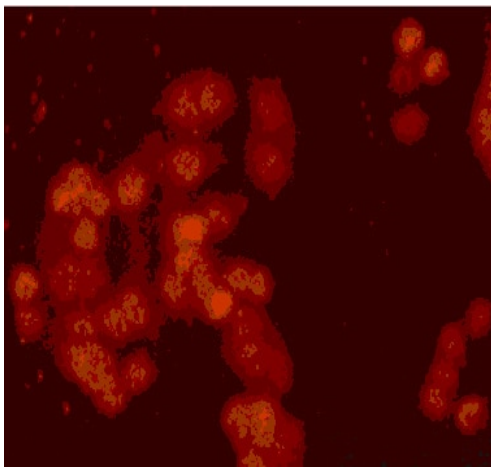
Developed using the ECL technique.

Performed under reducing conditions.

Predicted band size: 50 kDa

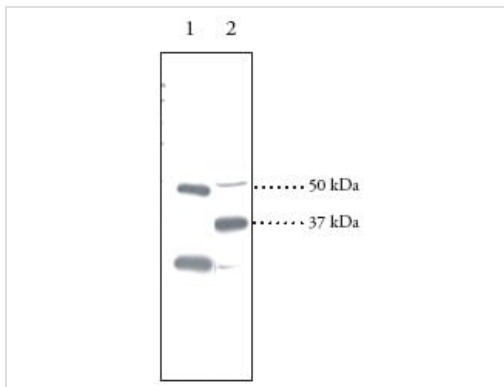
Observed band size: 54 kDa

Exposure time: 30 seconds



Immunocytochemistry/ Immunofluorescence - Anti-PPAR delta antibody (ab23673)

Immunofluorescent staining of HT-29 cells ([ab3952](#)) (nuclear staining) using ab23673.



Western blot - Anti-PPAR delta antibody (ab23673)

All lanes : Anti-PPAR delta antibody (ab23673)

Lane 1 : Human cerebral cortex (30ug)

Lane 2 : Murine liver (30ug)

Predicted band size: 50 kDa

ab23673 recognises PPAR delta at 50kDa from human samples. An additional smaller size of PPAR delta (~40kDa) is also detected in certain murine tissues.

Please note: All products are "FOR RESEARCH USE ONLY. NOT FOR USE IN DIAGNOSTIC PROCEDURES"

Our Abpromise to you: Quality guaranteed and expert technical support

- Replacement or refund for products not performing as stated on the datasheet
- Valid for 12 months from date of delivery
- Response to your inquiry within 24 hours
- We provide support in Chinese, English, French, German, Japanese and Spanish
- Extensive multi-media technical resources to help you
- We investigate all quality concerns to ensure our products perform to the highest standards

If the product does not perform as described on this datasheet, we will offer a refund or replacement. For full details of the Abpromise, please visit <https://www.abcam.co.jp/abpromise> or contact our technical team.

Terms and conditions

- Guarantee only valid for products bought direct from Abcam or one of our authorized distributors