


### Anti-Peroxiredoxin 4 antibody ab59542

19 References 画像数 3

医薬用外劇物

#### 製品の概要

製品名	Anti-Peroxiredoxin 4 antibody
製品の詳細	Rabbit polyclonal to Peroxiredoxin 4
由来種	Rabbit
アプリケーション	適用あり: WB, IHC-P, ICC/IF
種交差性	交差種: Rat, Human 交差が予測される動物種: Mouse, Cow, Xenopus laevis, Zebrafish 
免疫原	Synthetic peptide corresponding to Human Peroxiredoxin 4 aa 65-83. Sequence: SRVSVADHSLHLSKAKISK <a href="#">Run BLAST with</a> <a href="#">Run BLAST with</a>
特記事項	<p>The Life Science industry has been in the grips of a reproducibility crisis for a number of years. Abcam is leading the way in addressing this with our range of recombinant monoclonal antibodies and knockout edited cell lines for gold-standard validation. Please check that this product meets your needs before purchasing.</p> <p>If you have any questions, special requirements or concerns, please send us an inquiry and/or contact our Support team ahead of purchase. Recommended alternatives for this product can be found below, along with publications, customer reviews and Q&amp;As</p>

#### 製品の特性

製品の状態	Liquid
保存方法	Shipped at 4°C. Store at +4°C short term (1-2 weeks). Upon delivery aliquot. Store at -20°C or -80°C. Avoid freeze / thaw cycle.
バッファー	Preservative: 0.02% Thimerosal (merthiolate) Constituent: Whole serum
精製度	Whole antiserum
ポリモノ	ポリクローナル
アイソタイプ	IgG

## アプリケーション

### The Abpromise guarantee

**Abpromise保証は、次のテスト済みアプリケーションにおけるab59542の使用に適用されます**

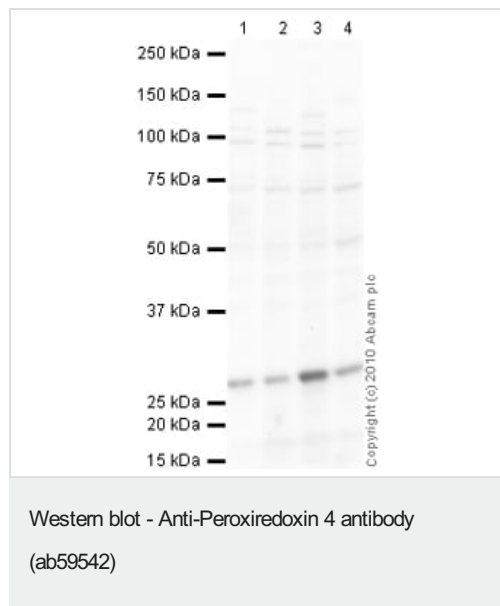
アプリケーションノートには、推奨の開始希釈率がありますが、適切な希釈率につきましてはご確認ください。

アプリケーション	Abreviews	特記事項
WB		1/1000 - 1/4000. Predicted molecular weight: 31 kDa.
IHC-P		Use at an assay dependent concentration.
ICC/IF		1/50 - 1/100.

## ターゲット情報

機能	Probably involved in redox regulation of the cell. Regulates the activation of NF-kappa-B in the cytosol by a modulation of I-kappa-B-alpha phosphorylation.
配列類似性	Belongs to the ahpC/TSA family. Contains 1 thioredoxin domain.
細胞内局在	Cytoplasm. Secreted.

## 画像



**All lanes :** Anti-Peroxiredoxin 4 antibody (ab59542) at 1 µg/ml

**Lane 1 :** HeLa (Human epithelial carcinoma cell line) Whole Cell Lysate

**Lane 2 :** Jurkat (Human T cell lymphoblast-like cell line) Whole Cell Lysate

**Lane 3 :** HEK293 (Human embryonic kidney cell line) Whole Cell Lysate

**Lane 4 :** Raji (Human Burkitt's lymphoma cell line) Whole Cell Lysate

Lysates/proteins at 10 µg per lane.

### Secondary

**All lanes :** Goat polyclonal Secondary Antibody to Rabbit IgG - H&L (HRP), pre-adsorbed at 1/3000 dilution

Developed using the ECL technique.

Performed under reducing conditions.

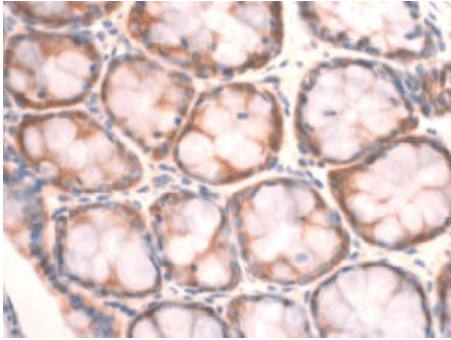
**Predicted band size:** 31 kDa

**Observed band size:** 27 kDa

**Additional bands at:** 74 kDa, 98 kDa. We are unsure as to the identity of these extra bands.

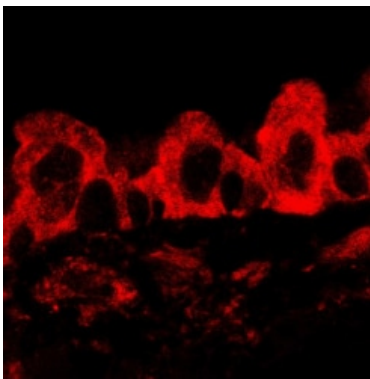
**Exposure time:** 30 seconds

The band observed at 27 kDa could potentially be a cleaved form of Peroxiredoxin 4 due to the presence of a 39 amino acid signal peptide.



Immunohistochemistry (Formalin/PFA-fixed paraffin-embedded sections) - Anti-Peroxiredoxin 4 antibody (ab59542)

ab59542 at 1/100 dilution staining Peroxiredoxin 4 in sebaceous glands in rat skin by Immunohistochemistry. Secondary antibody Jackson biotinylated Donkey anti-rabbit (1/2000) followed by Vector ABC kit and visualised with DAB substrate.



Immunocytochemistry/ Immunofluorescence - Anti-Peroxiredoxin 4 antibody (ab59542)

ab59542 at 1/100 dilution staining Peroxiredoxin 4 in Non-ciliated bronchiolar cells (Clara cells) in rat lung by Immunofluorescence. Secondary antibody Jackson Cy3 (1/200).

**Please note:** All products are "FOR RESEARCH USE ONLY. NOT FOR USE IN DIAGNOSTIC PROCEDURES"

#### **Our Abpromise to you: Quality guaranteed and expert technical support**

- Replacement or refund for products not performing as stated on the datasheet
- Valid for 12 months from date of delivery
- Response to your inquiry within 24 hours

- We provide support in Chinese, English, French, German, Japanese and Spanish
- Extensive multi-media technical resources to help you
- We investigate all quality concerns to ensure our products perform to the highest standards

If the product does not perform as described on this datasheet, we will offer a refund or replacement. For full details of the Abpromise, please visit <https://www.abcam.co.jp/abpromise> or contact our technical team.

#### **Terms and conditions**

---

- Guarantee only valid for products bought direct from Abcam or one of our authorized distributors