


PE Anti-VEGFA antibody [EP1176Y] ab209439

リコンビナント RabMAb

2 References [画像数 2](#)

製品の概要

製品名	PE Anti-VEGFA antibody [EP1176Y]
製品の詳細	PE Rabbit monoclonal [EP1176Y] to VEGFA
由来種	Rabbit
標識	PE. Ex: 488nm, Em: 575nm
アプリケーション	適用あり: Flow Cyt (Intra)
種交差性	交差種: Human 交差が予測される動物種: Mouse 
免疫原	Synthetic peptide. This information is proprietary to Abcam and/or its suppliers.
ポジティブ・コントロール	Flow Cyt (intra): HeLa cells.
特記事項	This product is a recombinant monoclonal antibody, which offers several advantages including: <ul style="list-style-type: none">- High batch-to-batch consistency and reproducibility- Improved sensitivity and specificity- Long-term security of supply- Animal-free production For more information see here . Our RabMAb [®] technology is a patented hybridoma-based technology for making rabbit monoclonal antibodies. For details on our patents, please refer to RabMAb[®] patents .

製品の特性

製品の状態	Liquid
保存方法	Shipped at 4°C. Upon delivery aliquot. Store at +4°C. Do Not Freeze. Store In the Dark.
バッファー	pH: 7.4 Preservative: 0.02% Sodium azide Constituents: 1% BSA, PBS
精製度	Protein A purified
ポリ/モノ	モノクローナル
クローン名	EP1176Y
アイソタイプ	IgG

アプリケーション

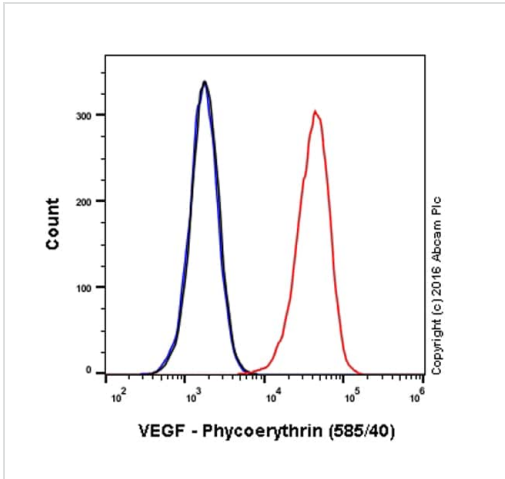
The Abpromise guarantee **Abpromise保証は、次のテスト済みアプリケーションにおけるab209439の使用に適用されます**
アプリケーションノートには、推奨の開始希釈率がありますが、適切な希釈率につきましてはご検討ください。

アプリケーション	Abreviews	特記事項
Flow Cyt (Intra)		1/2500. The cellular localisation of this product has been verified in ICC/IF.

ターゲット情報

機能	Growth factor active in angiogenesis, vasculogenesis and endothelial cell growth. Induces endothelial cell proliferation, promotes cell migration, inhibits apoptosis and induces permeabilization of blood vessels. Binds to the FLT1/VEGFR1 and KDR/VEGFR2 receptors, heparan sulfate and heparin. NRP1/Neuropilin-1 binds isoforms VEGF-165 and VEGF-145. Isoform VEGF165B binds to KDR but does not activate downstream signaling pathways, does not activate angiogenesis and inhibits tumor growth.
組織特異性	Isoform VEGF189, isoform VEGF165 and isoform VEGF121 are widely expressed. Isoform VEGF206 and isoform VEGF145 are not widely expressed.
関連疾患	Defects in VEGFA are a cause of susceptibility to microvascular complications of diabetes type 1 (MVCD1) [MIM:603933]. These are pathological conditions that develop in numerous tissues and organs as a consequence of diabetes mellitus. They include diabetic retinopathy, diabetic nephropathy leading to end-stage renal disease, and diabetic neuropathy. Diabetic retinopathy remains the major cause of new-onset blindness among diabetic adults. It is characterized by vascular permeability and increased tissue ischemia and angiogenesis.
配列類似性	Belongs to the PDGF/VEGF growth factor family.
細胞内局在	Secreted. VEGF121 is acidic and freely secreted. VEGF165 is more basic, has heparin-binding properties and, although a significant proportion remains cell-associated, most is freely secreted. VEGF189 is very basic, it is cell-associated after secretion and is bound avidly by heparin and the extracellular matrix, although it may be released as a soluble form by heparin, heparinase or plasmin.

画像







Flow Cytometry (Intracellular) - PE Anti-VEGFA antibody [EP1176Y] (ab209439)

Overlay histogram showing HeLa cells stained with ab209439 (red line). The cells were fixed with 4% formaldehyde (10 min) and then permeabilized with 90% methanol at -20°C for 15 min. The cells were then incubated in 1x PBS / 10% normal goat serum to block non-specific protein-protein interactions followed by the antibody (ab209439, 1/2500 dilution) for 30 min at 22°C.

Isotype control antibody (black line) was rabbit IgG (monoclonal) Phycoerythrin (**ab209478**) used at the same concentration and conditions as the primary antibody. Unlabelled sample (blue line) was also used as a control.

Acquisition of >5,000 events were collected using a 20 mW Solid State Blue Laser (488nm) and 585/40 bandpass filter.

Why choose a recombinant antibody?

 Research with confidence Consistent and reproducible results	 Long-term and scalable supply Recombinant technology
 Success from the first experiment Confirmed specificity	 Ethical standards compliant Animal-free production

PE Anti-VEGFA antibody [EP1176Y] (ab209439)

Please note: All products are "FOR RESEARCH USE ONLY. NOT FOR USE IN DIAGNOSTIC PROCEDURES"

Our Promise to you: Quality guaranteed and expert technical support

- Replacement or refund for products not performing as stated on the datasheet
- Valid for 12 months from date of delivery

- Response to your inquiry within 24 hours
- We provide support in Chinese, English, French, German, Japanese and Spanish
- Extensive multi-media technical resources to help you
- We investigate all quality concerns to ensure our products perform to the highest standards

If the product does not perform as described on this datasheet, we will offer a refund or replacement. For full details of the Abpromise, please visit <https://www.abcam.co.jp/abpromise> or contact our technical team.

Terms and conditions

- Guarantee only valid for products bought direct from Abcam or one of our authorized distributors