


### Anti-PDGFR alpha (phospho Y754) antibody ab5460

★★★★★ [7 Abreviews](#) [17 References](#) [画像数 2](#)

#### 製品の概要

製品名	Anti-PDGFR alpha (phospho Y754) antibody
製品の詳細	Rabbit polyclonal to PDGFR alpha (phospho Y754)
由来種	Rabbit
アプリケーション	<b>適用あり:</b> IHC-P
種交差性	<b>交差種:</b> Mouse, Human <b>交差が予測される動物種:</b> Rat 
免疫原	Synthetic peptide corresponding to Human PDGFR alpha (phospho Y754).
ポジティブ・コントロール	IHC: Mouse colo, human brain tissue.
特記事項	<p>The Life Science industry has been in the grips of a reproducibility crisis for a number of years. Abcam is leading the way in addressing this with our range of recombinant monoclonal antibodies and knockout edited cell lines for gold-standard validation. Please check that this product meets your needs before purchasing.</p> <p>If you have any questions, special requirements or concerns, please send us an inquiry and/or contact our Support team ahead of purchase. Recommended alternatives for this product can be found below, along with publications, customer reviews and Q&amp;As</p>

#### 製品の特性

製品の状態	Liquid
保存方法	Shipped at 4°C. Upon delivery aliquot and store at -20°C or -80°C. Avoid repeated freeze / thaw cycles.
バッファー	pH: 7.30 Preservative: 0.05% Sodium azide Constituents: PBS, 0.1% BSA
精製度	Immunogen affinity purified
特記事項 (精製)	The antibody has been negatively preadsorbed using a non-phosphopeptide corresponding to the site of phosphorylation to remove antibody that is reactive with non-phosphorylated PDGFR alpha. The final product is generated by affinity chromatography using a PDGFR alpha derived peptide phosphorylated at tyrosine 754.
ポリ/モノ	ポリクローナル

## アプリケーション

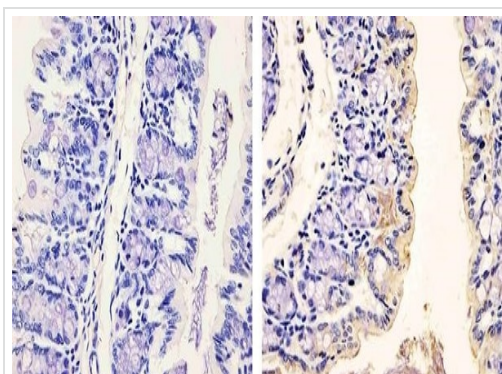
**The Abpromise guarantee** Abpromise保証は、 次のテスト済みアプリケーションにおけるab5460の使用に適用されます  
アプリケーションノートには、推奨の開始希釈率がありますが、適切な希釈率につきましてはご検討ください。

アプリケーション	Abreviews	特記事項
IHC-P	★★★★★ (4)	1/20.

## ターゲット情報

機能	Receptor that binds both PDGFA and PDGFB and has a tyrosine-protein kinase activity.
組織特異性	Expressed in primary and metastatic colon tumors and in normal colon tissue. Tumors may express a different isoform to that found in normal tissue.
関連疾患	Note=A chromosomal aberration involving PDGFRA is found in some cases of hypereosinophilic syndrome. Interstitial chromosomal deletion del(4)(q12q12) causes the fusion of FIP1L1 and PDGFRA (FIP1L1-PDGFR).
配列類似性	Belongs to the protein kinase superfamily. Tyr protein kinase family. CSF-1/PDGF receptor subfamily. Contains 5 Ig-like C2-type (immunoglobulin-like) domains. Contains 1 protein kinase domain.
細胞内局在	Membrane.

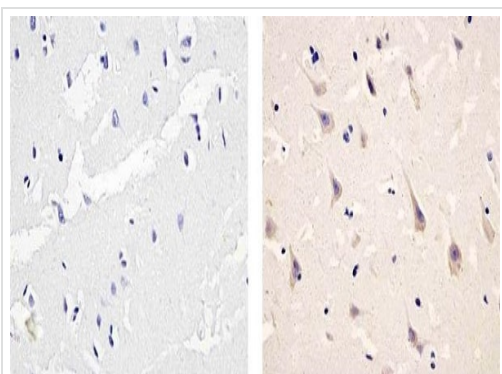
## 画像



Paraffin embedded mouse colon tissue stained for PDGFR alpha (phospho Y754) using ab5460 (right) at 1/20 dilution compared to a negative control section without primary antibody (left), followed by HRP-conjugated secondary antibody in immunohistochemical analysis.

Heat mediated antigen retrieval was performed using 10mM sodium citrate (pH 6.0).

Immunohistochemistry (Formalin/PFA-fixed paraffin-embedded sections) - Anti-PDGFR alpha (phospho Y754) antibody (ab5460)



Immunohistochemistry (Formalin/PFA-fixed paraffin-embedded sections) - Anti-PDGFR alpha (phospho Y754) antibody (ab5460)

Paraffin embedded human brain tissue stained for PDGFR alpha (phospho Y754) using ab5460 (right) at 1/20 dilution compared to a negative control section without primary antibody (left), followed by HRP-conjugated secondary antibody in immunohistochemical analysis.

Heat mediated antigen retrieval was performed using 10mM sodium citrate (pH 6.0).

**Please note:** All products are "FOR RESEARCH USE ONLY. NOT FOR USE IN DIAGNOSTIC PROCEDURES"

### Our Abpromise to you: Quality guaranteed and expert technical support

---

- Replacement or refund for products not performing as stated on the datasheet
- Valid for 12 months from date of delivery
- Response to your inquiry within 24 hours
- We provide support in Chinese, English, French, German, Japanese and Spanish
- Extensive multi-media technical resources to help you
- We investigate all quality concerns to ensure our products perform to the highest standards

If the product does not perform as described on this datasheet, we will offer a refund or replacement. For full details of the Abpromise, please visit <https://www.abcam.co.jp/abpromise> or contact our technical team.

### Terms and conditions

---

- Guarantee only valid for products bought direct from Abcam or one of our authorized distributors