




Anti-NSUN2/SAKI antibody ab272624

1 References [画像数 5](#)

製品の概要

製品名	Anti-NSUN2/SAKI antibody
製品の詳細	Rabbit polyclonal to NSUN2/SAKI
由来種	Rabbit
アプリケーション	適用あり: WB, IHC-P
種交差性	交差種: Human 交差が予測される動物種: Mouse 
免疫原	Recombinant fragment corresponding to Human NSUN2/SAKI aa 500-650. Database link: Q08J23 <div>  Run BLAST with  Run BLAST with </div>
ポジティブ・コントロール	WB: U-2 OS cell lysate. IHC-P: Human duodenum tissue, testis tissue, skin tissue, skeletal tissue.
特記事項	<p>The Life Science industry has been in the grips of a reproducibility crisis for a number of years. Abcam is leading the way in addressing this with our range of recombinant monoclonal antibodies and knockout edited cell lines for gold-standard validation. Please check that this product meets your needs before purchasing.</p> <p>If you have any questions, special requirements or concerns, please send us an inquiry and/or contact our Support team ahead of purchase. Recommended alternatives for this product can be found below, along with publications, customer reviews and Q&As</p>

製品の特性

製品の状態	Liquid
保存方法	Shipped at 4°C. Store at +4°C short term (1-2 weeks). Upon delivery aliquot. Store at -20°C long term. Avoid freeze / thaw cycle.
バッファー	pH: 7.20 Preservative: 0.02% Sodium azide Constituents: 40% Glycerol (glycerin, glycerine), PBS
精製度	Immunogen affinity purified
ポリ/モノ	ポリクローナル
アイソタイプ	IgG

アプリケーション

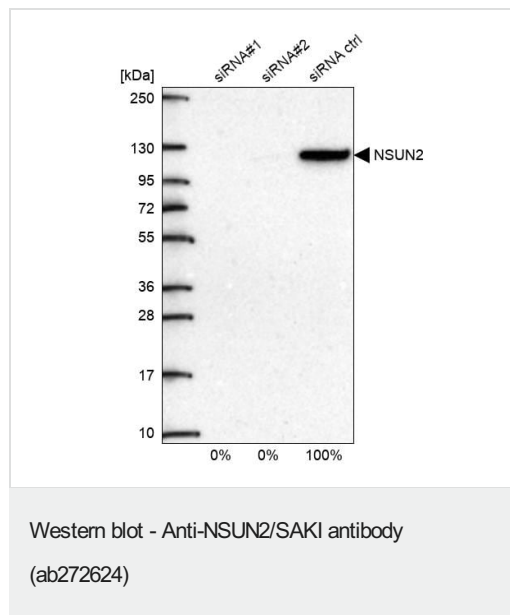
The Abpromise guarantee **Abpromise保証は、** 次のテスト済みアプリケーションにおけるab272624の使用に適用されます
アプリケーションノートには、推奨の開始希釈率がありますが、適切な希釈率につきましてはご検討ください。

アプリケーション	Abreviews	特記事項
WB		Use a concentration of 0.04 - 0.4 µg/ml.
IHC-P		1/500 - 1/1000. Perform heat mediated antigen retrieval with citrate buffer pH 6 before commencing with IHC staining protocol.

ターゲット情報

機能	RNA methyltransferase that methylates tRNAs, and possibly RNA polymerase III transcripts. Methylates cytosine to 5-methylcytosine (m5C) at position 34 of intron-containing tRNA(Leu) (CAA) precursors. Not able to modify tRNAs at positions 48 or 49. May act downstream of Myc to regulate epidermal cell growth and proliferation.
配列類似性	Belongs to the methyltransferase superfamily. RsmB/NOP family. TRM4 subfamily.
翻訳後修飾	Phosphorylated at Ser-139 by Aurora-B/STK12 during mitosis, leading to abolish methyltransferase activity and the interaction with NPM1.
細胞内局在	Nucleus > nucleolus. Cytoplasm. Concentrated in the nucleolus during interphase and distributed in the perichromosome and cytoplasm during mitosis.

画像



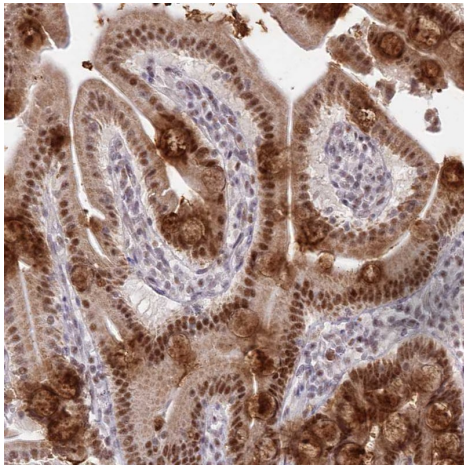
Lanes 1 & 3 : Anti-NSUN2/SAKI antibody (ab272624) at 0.4 µg/ml

Lane 2 : Anti-NSUN2/SAKI antibody (ab272624)

Lane 1 : U-2 OS cells transfected with target siRNA 1

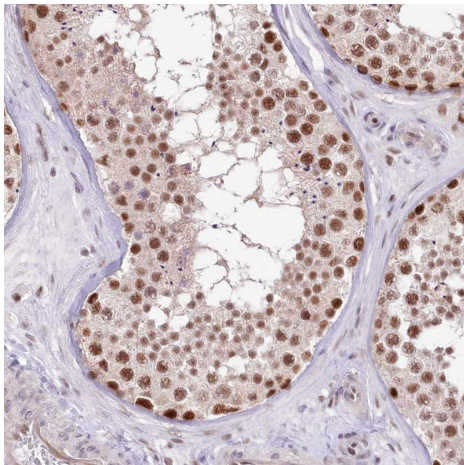
Lane 2 : U-2 OS cells transfected with target siRNA 2

Lane 3 : U-2 OS cells transfected with control siRNA



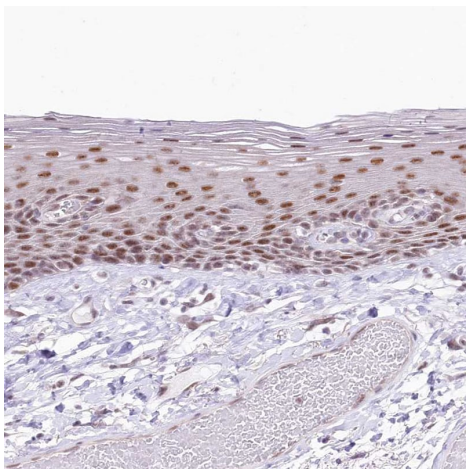
Paraffin-embedded formalin-fixed Human duodenum tissue stained for NSUN2/SAKI using ab272624 at 1/1000 in immunohistochemical analysis.

Immunohistochemistry (Formalin/PFA-fixed paraffin-embedded sections) - Anti-NSUN2/SAKI antibody (ab272624)



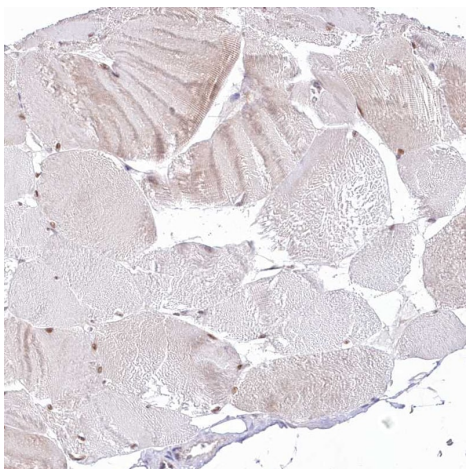
Paraffin-embedded formalin-fixed Human testis tissue stained for NSUN2/SAKI using ab272624 at 1/1000 in immunohistochemical analysis.

Immunohistochemistry (Formalin/PFA-fixed paraffin-embedded sections) - Anti-NSUN2/SAKI antibody (ab272624)



Paraffin-embedded formalin-fixed Human skin tissue stained for NSUN2/SAKI using ab272624 at 1/1000 in immunohistochemical analysis.

Immunohistochemistry (Formalin/PFA-fixed paraffin-embedded sections) - Anti-NSUN2/SAKI antibody (ab272624)



Paraffin-embedded formalin-fixed Human skeletal tissue stained for NSUN2/SAKI using ab272624 at 1/1000 in immunohistochemical analysis.

Immunohistochemistry (Formalin/PFA-fixed paraffin-embedded sections) - Anti-NSUN2/SAKI antibody (ab272624)

Please note: All products are "FOR RESEARCH USE ONLY. NOT FOR USE IN DIAGNOSTIC PROCEDURES"

Our Abpromise to you: Quality guaranteed and expert technical support

- Replacement or refund for products not performing as stated on the datasheet
- Valid for 12 months from date of delivery
- Response to your inquiry within 24 hours
- We provide support in Chinese, English, French, German, Japanese and Spanish
- Extensive multi-media technical resources to help you
- We investigate all quality concerns to ensure our products perform to the highest standards

If the product does not perform as described on this datasheet, we will offer a refund or replacement. For full details of the Abpromise, please visit <https://www.abcam.co.jp/abpromise> or contact our technical team.

Terms and conditions

- Guarantee only valid for products bought direct from Abcam or one of our authorized distributors