




### Anti-NRAS antibody ab77392

★★★★★ [11 Abreviews](#) [12 References](#) [画像数 1](#)

#### 製品の概要

製品名	Anti-NRAS antibody
製品の詳細	Goat polyclonal to NRAS
由来種	Goat
アプリケーション	<b>適用あり:</b> WB
種交差性	<b>交差種:</b> Human <b>交差が予測される動物種:</b> Mouse, Rat 
免疫原	<p>Synthetic peptide within Human NRAS aa 150 to the C-terminus. The exact immunogen sequence used to generate this antibody is proprietary information. If additional detail on the immunogen is needed to determine the suitability of the antibody for your needs, please <b><u>contact</u></b> our Scientific Support team to discuss your requirements. Accession Number: NP_002515.1</p> <p> <a href="#">Run BLAST with</a>  <a href="#">Run BLAST with</a></p>
ポジティブ・コントロール	WB: MCF7 cell lysate.
特記事項	<p>The Life Science industry has been in the grips of a reproducibility crisis for a number of years. Abcam is leading the way in addressing this with our range of recombinant monoclonal antibodies and knockout edited cell lines for gold-standard validation. Please check that this product meets your needs before purchasing.</p> <p>If you have any questions, special requirements or concerns, please send us an inquiry and/or contact our Support team ahead of purchase. Recommended alternatives for this product can be found below, along with publications, customer reviews and Q&amp;As</p>

#### 製品の特性

製品の状態	Liquid
保存方法	Shipped at 4°C. Upon delivery aliquot and store at -20°C. Avoid repeated freeze / thaw cycles.
バッファー	<p>pH: 7.30</p> <p>Preservative: 0.02% Sodium azide</p> <p>Constituents: 0.5% BSA, 0.5% Tris buffered saline</p>
精製度	Immunogen affinity purified
特記事項 (精製)	ab77392 was purified from goat serum by ammonium sulphate precipitation followed by antigen affinity chromatography using the immunising peptide.
ポリ/モノ	ポリクローナル

アイソタイプ

IgG

アプリケーション


**The Abpromise guarantee**      **Abpromise保証は、次のテスト済みアプリケーションにおけるab77392の使用に適用されます**  
アプリケーションノートには、推奨の開始希釈率がありますが、適切な希釈率につきましてはご検討ください。

アプリケーション	Abreviews	特記事項
WB	★★★★★ (6)	Use a concentration of 0.3 - 1 µg/ml. Detects a band of approximately 21 kDa (predicted molecular weight: 21 kDa). 1 hour primary incubation at room temperature is recommended for this product.

ターゲット情報

機能	Ras proteins bind GDP/GTP and possess intrinsic GTPase activity.
関連疾患	Defects in NRAS are a cause of juvenile myelomonocytic leukemia (JMML) [MIM:607785]. JMML is a pediatric myelodysplastic syndrome that constitutes approximately 30% of childhood cases of myelodysplastic syndrome (MDS) and 2% of leukemia. Defects in NRAS are the cause of Noonan syndrome type 6 (NS6) [MIM:613224]. A syndrome characterized by facial dysmorphic features such as hypertelorism, a downward eyeslant and low-set posteriorly rotated ears. Other features can include short stature, a short neck with webbing or redundancy of skin, cardiac anomalies, deafness, motor delay and variable intellectual deficits.
配列類似性	Belongs to the small GTPase superfamily. Ras family.
翻訳後修飾	Palmitoylated by the ZDHHC9-GOLGA7 complex. A continuous cycle of de- and re-palmitoylation regulates rapid exchange between plasma membrane and Golgi.
細胞内局在	Cell membrane. Golgi apparatus membrane. Shuttles between the plasma membrane and the Golgi apparatus.

画像



Anti-NRAS antibody (ab77392) at 0.5 µg/ml + MCF7 (human breast adenocarcinoma cell line) whole cell lysate in RIPA buffer. at 35 µg

**Predicted band size:** 21 kDa

**Observed band size:** 21 kDa

Primary incubation for 1 hour at room temperature. Detected by chemiluminescence.

**Please note:** All products are "FOR RESEARCH USE ONLY. NOT FOR USE IN DIAGNOSTIC PROCEDURES"

### Our Abpromise to you: Quality guaranteed and expert technical support

---

- Replacement or refund for products not performing as stated on the datasheet
- Valid for 12 months from date of delivery
- Response to your inquiry within 24 hours
- We provide support in Chinese, English, French, German, Japanese and Spanish
- Extensive multi-media technical resources to help you
- We investigate all quality concerns to ensure our products perform to the highest standards

If the product does not perform as described on this datasheet, we will offer a refund or replacement. For full details of the Abpromise, please visit <https://www.abcam.co.jp/abpromise> or contact our technical team.

### Terms and conditions

---

- Guarantee only valid for products bought direct from Abcam or one of our authorized distributors