


# Anti-NFIL3 antibody ab93785

[2 References](#) [画像数 2](#)

### 製品の概要

---

|              |   |
|--------------|---|
| 製品名          | Anti-NFIL3 antibody   |
| 製品の詳細        | Rabbit polyclonal to NFIL3  |
| 由来種          | Rabbit  |
| アプリケーション     | <b>適用あり:</b> WB, IP   |
| 種交差性         | <b>交差種:</b> Human<br><b>交差が予測される動物種:</b> Chimpanzee, Rhesus monkey, Gorilla, Orangutan   |
| 免疫原          | Synthetic peptide corresponding to a region within amino acids 412-462 of Human NFIL3 (NP_005375.2).  |
| ポジティブ・コントロール | Whole cell lysate from HeLa cells.  |
| 特記事項         | <p>The Life Science industry has been in the grips of a reproducibility crisis for a number of years. Abcam is leading the way in addressing this with our range of recombinant monoclonal antibodies and knockout edited cell lines for gold-standard validation. Please check that this product meets your needs before purchasing.</p> <p>If you have any questions, special requirements or concerns, please send us an inquiry and/or contact our Support team ahead of purchase. Recommended alternatives for this product can be found below, along with publications, customer reviews and Q&amp;As</p> |

### 製品の特性

---

|        |   |
|--------|---|
| 製品の状態  | Liquid  |
| 保存方法   | Shipped at 4°C. Upon delivery aliquot and store at -20°C. Avoid freeze / thaw cycles. |
| バッファー  | pH: 7<br>Preservative: 0.09% Sodium azide<br>Constituent: Tris citrate/phosphate      |
| 精製度    | Immunogen affinity purified   |
| ポリ/モノ  | ポリクローナル   |
| アイソタイプ | IgG   |

### アプリケーション

---

## The Abpromise guarantee

**Abpromise保証は、次のテスト済みアプリケーションにおけるab93785の使用に適用されます**

アプリケーションノートには、推奨の開始希釈率がありますが、適切な希釈率につきましてはご検討ください。

| アプリケーション | Abreviews | 特記事項   |
|----------|-----------|--|
| WB       |           | 1/1000 - 1/5000. Predicted molecular weight: 51 kDa. |
| IP       |           | Use at 2-5 µg/mg of lysate.                          |

## ターゲット情報

### 機能

Acts as a transcriptional regulator that recognizes and binds to the sequence 5'-[GA]TTA[CT]GTAA[CT]-3', a sequence present in many cellular and viral promoters. Represses transcription from promoters with activating transcription factor (ATF) sites. Represses promoter activity in osteoblasts (By similarity). Represses transcriptional activity of PER1 (By similarity). Represses transcriptional activity of PER2 via the B-site on the promoter (By similarity). Activates transcription from the interleukin-3 promoter in T-cells. Competes for the same consensus-binding site with PAR DNA-binding factors (DBP, HLF and TEF) (By similarity). Component of the circadian clock that acts as a negative regulator for the circadian expression of PER2 oscillation in the cell-autonomous core clock (By similarity). Protects pro-B cells from programmed cell death.

### 組織特異性

Expressed in bladder stomach, thyroid, spinal cord, lymph node, trachea, adrenal gland, bone marrow and muscle.

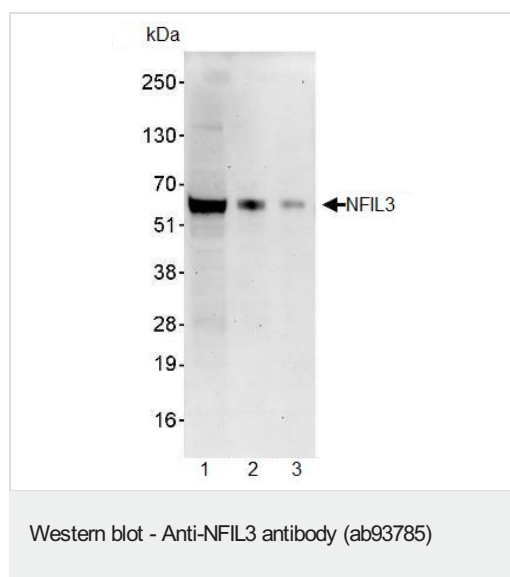
### 配列類似性

Belongs to the bZIP family. NFIL3 subfamily.  
Contains 1 bZIP domain.

### 細胞内局在

Nucleus.

## 画像



**All lanes :** Anti-NFIL3 antibody (ab93785) at 0.4 µg/ml

**Lane 1 :** Whole cell lysate from HeLa cells at 50 µg

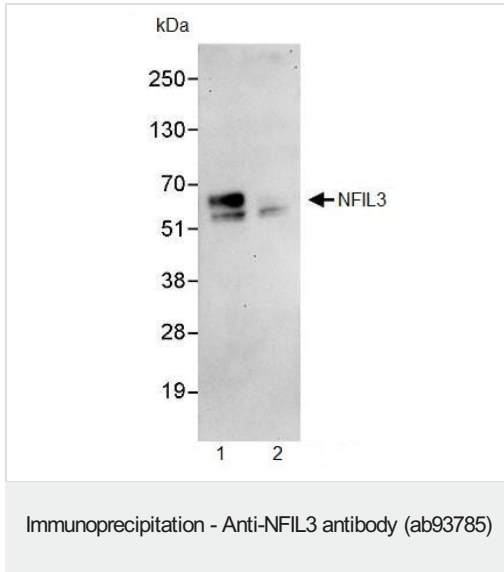
**Lane 2 :** Whole cell lysate from HeLa cells at 15 µg

**Lane 3 :** Whole cell lysate from HeLa cells at 5 µg

Developed using the ECL technique.

**Predicted band size:** 51 kDa

**Exposure time:** 3 minutes



Detection of NFIL3 in Immunoprecipitates of Whole cell lysate from HeLa cells (1 mg for IP, 20% of IP loaded) using ab93785 at 3  $\mu\text{g}/\text{mg}$  lysate for IP (Lane 1) and at 1  $\mu\text{g}/\text{ml}$  for subsequent Western blot detection. Lane 2 represents control IgG IP. Detection: Chemiluminescence with an exposure time of 30 seconds.

**Please note:** All products are "FOR RESEARCH USE ONLY. NOT FOR USE IN DIAGNOSTIC PROCEDURES"

### Our Abpromise to you: Quality guaranteed and expert technical support

- Replacement or refund for products not performing as stated on the datasheet
- Valid for 12 months from date of delivery
- Response to your inquiry within 24 hours
- We provide support in Chinese, English, French, German, Japanese and Spanish
- Extensive multi-media technical resources to help you
- We investigate all quality concerns to ensure our products perform to the highest standards

If the product does not perform as described on this datasheet, we will offer a refund or replacement. For full details of the Abpromise, please visit <https://www.abcam.co.jp/abpromise> or contact our technical team.

### Terms and conditions

- Guarantee only valid for products bought direct from Abcam or one of our authorized distributors