




Anti-NET1 antibody ab79006

1 References [画像数 1](#)

製品の概要

製品名	Anti-NET1 antibody
製品の詳細	Goat polyclonal to NET1
由来種	Goat
アプリケーション	適用あり: IHC-P
種交差性	交差種: Human 交差が予測される動物種: Chicken, Cow, Cynomolgus monkey, Orangutan 
免疫原	Synthetic peptide: DKLEYLDEKQRDPR , Human, from the internal region of the protein sequence according to NP_005854.2; NP_001040625.1 <div>  Run BLAST with  Run BLAST with </div>
特記事項	<p>The Life Science industry has been in the grips of a reproducibility crisis for a number of years. Abcam is leading the way in addressing this with our range of recombinant monoclonal antibodies and knockout edited cell lines for gold-standard validation. Please check that this product meets your needs before purchasing.</p> <p>If you have any questions, special requirements or concerns, please send us an inquiry and/or contact our Support team ahead of purchase. Recommended alternatives for this product can be found below, along with publications, customer reviews and Q&As</p>

製品の特性

製品の状態	Liquid
保存方法	Shipped at 4°C. Upon delivery aliquot and store at -20°C. Avoid freeze / thaw cycles.
バッファー	pH: 7.30 Preservative: 0.02% Sodium azide Constituents: 0.5% BSA, Tris buffered saline
精製度	Immunogen affinity purified
ポリ/モノ	ポリクローナル
アイソタイプ	IgG

アプリケーション

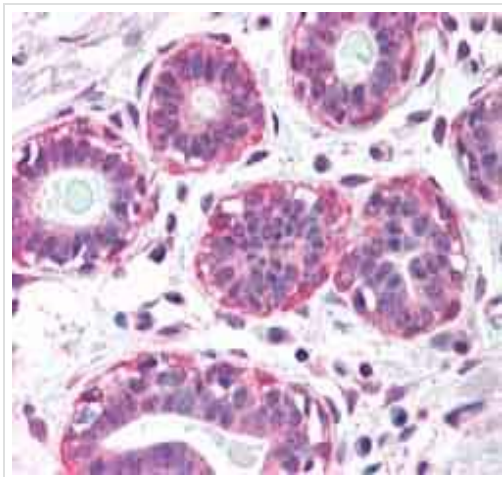
The Abpromise guarantee **Abpromise保証は、** 次のテスト済みアプリケーションにおけるab79006の使用に適用されます
アプリケーションノートには、推奨の開始希釈率がありますが、適切な希釈率につきましてはご検討ください。

アプリケーション	Abreviews	特記事項
IHC-P		Use a concentration of 2.5 µg/ml.

ターゲット情報

機能	Acts as guanine nucleotide exchange factor (GEF) for RhoA GTPase. May be involved in activation of the SAPK/JNK pathway Stimulates genotoxic stress-induced RHOB activity in breast cancer cells leading to their cell death.
組織特異性	Widely expressed.
配列類似性	Contains 1 DH (DBL-homology) domain. Contains 1 PH domain.
細胞内局在	Cytoplasm. Nucleus.

画像



Immunohistochemistry (Formalin/PFA-fixed paraffin-embedded sections) - Anti-NET1 antibody (ab79006)

Paraffin embedded human breast tissue stained for NET1 using ab79006 at 5 µg/ml in immunohistochemical analysis.

Please note: All products are "FOR RESEARCH USE ONLY. NOT FOR USE IN DIAGNOSTIC PROCEDURES"

Our Abpromise to you: Quality guaranteed and expert technical support

- Replacement or refund for products not performing as stated on the datasheet
- Valid for 12 months from date of delivery
- Response to your inquiry within 24 hours

- We provide support in Chinese, English, French, German, Japanese and Spanish
- Extensive multi-media technical resources to help you
- We investigate all quality concerns to ensure our products perform to the highest standards

If the product does not perform as described on this datasheet, we will offer a refund or replacement. For full details of the Abpromise, please visit <https://www.abcam.co.jp/abpromise> or contact our technical team.

Terms and conditions

- Guarantee only valid for products bought direct from Abcam or one of our authorized distributors