


# Anti-Myosin Phosphatase (phospho T853) antibody ab59203

★☆☆☆☆ [1 Abreviews](#) [6 References](#) [画像数 2](#)

### 製品の概要

製品名	Anti-Myosin Phosphatase (phospho T853) antibody
製品の詳細	Rabbit polyclonal to Myosin Phosphatase (phospho T853)
由来種	Rabbit
特異性	Detects human Myosin Phosphatase only when phosphorylated at threonine 853 (threonine 852 for mouse and threonine 855 for rat)
アプリケーション	<b>適用あり:</b> WB, IHC-P
種交差性	<b>交差種:</b> Mouse, Human <b>交差が予測される動物種:</b> Rat 
免疫原	Synthetic peptide corresponding to Human Myosin Phosphatase (phospho T853). (RSTPGV)
特記事項	<p>The Life Science industry has been in the grips of a reproducibility crisis for a number of years. Abcam is leading the way in addressing this with our range of recombinant monoclonal antibodies and knockout edited cell lines for gold-standard validation. Please check that this product meets your needs before purchasing.</p> <p>If you have any questions, special requirements or concerns, please send us an inquiry and/or contact our Support team ahead of purchase. Recommended alternatives for this product can be found below, along with publications, customer reviews and Q&amp;As</p>

### 製品の特性

製品の状態	Liquid
保存方法	Shipped at 4°C. Store at -20°C. Stable for 12 months at -20°C.
バッファー	pH: 7 Preservative: 0.02% Sodium azide Constituents: PBS, 50% Glycerol (glycerin, glycerine), 0.87% Sodium chloride
精製度	Without Mg+2 and Ca+2 Immunogen affinity purified
特記事項(精製)	Affinity purified from rabbit antiserum by affinity chromatography using epitope specific phosphopeptide. The antibody against non-phosphopeptide was removed by chromatography using non-phosphopeptide corresponding to the phosphorylation site.
ポリ/モノ	ポリクローナル

## アプリケーション

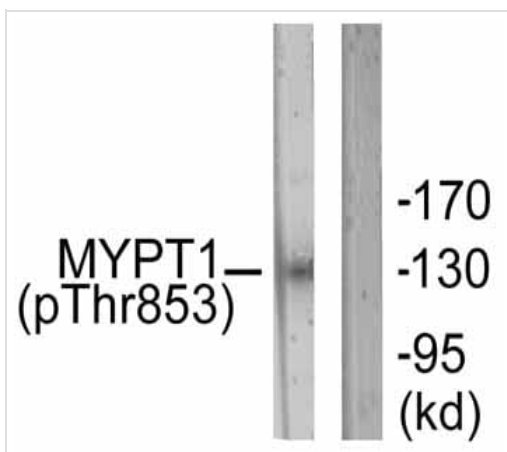
**The Abpromise guarantee** Abpromise保証は、次のテスト済みアプリケーションにおけるab59203の使用に適用されます  
アプリケーションノートには、推奨の開始希釈率がありますが、適切な希釈率につきましてはご検討ください。

アプリケーション	Abreviews	特記事項
WB	★☆☆☆☆ (1)	1/500 - 1/1000. Detects a band of approximately 130 kDa (predicted molecular weight: 115 kDa).
IHC-P		Use at an assay dependent concentration.

## ターゲット情報

機能	Regulates myosin phosphatase activity.
組織特異性	Expressed in striated muscles, specifically in type 2a fibers (at protein level).
配列類似性	Contains 6 ANK repeats.
発生段階	Induced by 2-fold during pregnancy, including in abdominus rectus muscle.
ドメイン	Heterotetramerization is mediated by the interaction between a coiled-coil of PRKG1 and the leucine/isoleucine zipper of PPP1R12A/MBS, the myosin-binding subunit of the myosin phosphatase.
翻訳後修飾	Phosphorylated by CIT (Rho-associated kinase) (By similarity). Phosphorylated cooperatively by ROCK1 and CDC42BP on Thr-696. Phosphorylated on upon DNA damage, probably by ATM or ATR. In vitro, phosphorylation of Ser-695 by PKA and PKG appears to prevent phosphorylation of the inhibitory site Thr-696, probably mediated by PRKG1.
細胞内局在	Cytoplasm. Along actomyosin filaments and stress fibers.

## 画像



Western blot - Anti-Myosin Phosphatase (phospho T853) antibody (ab59203)

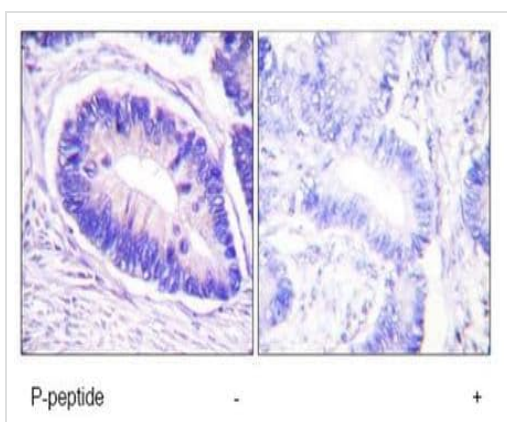
**All lanes :** Anti-Myosin Phosphatase (phospho T853) antibody (ab59203) at 1/500 dilution

**Lane 1 :** NIH/3T3 cell extract

**Lane 2 :** NIH/3T3 cell extract with immunizing phosphopeptide

**Predicted band size:** 115 kDa

**Observed band size:** 130 kDa



Immunohistochemistry (Formalin/PFA-fixed paraffin-embedded sections) - Anti-Myosin Phosphatase (phospho T853) antibody (ab59203)

Immunohistochemical analysis of paraffin embedded human colon carcinoma tissue using ab59203 at 1/50 dilution. Samples were treated +/- phosphopeptide.

**Please note:** All products are "FOR RESEARCH USE ONLY. NOT FOR USE IN DIAGNOSTIC PROCEDURES"

### Our Abpromise to you: Quality guaranteed and expert technical support

- Replacement or refund for products not performing as stated on the datasheet
- Valid for 12 months from date of delivery
- Response to your inquiry within 24 hours
- We provide support in Chinese, English, French, German, Japanese and Spanish
- Extensive multi-media technical resources to help you
- We investigate all quality concerns to ensure our products perform to the highest standards

If the product does not perform as described on this datasheet, we will offer a refund or replacement. For full details of the Abpromise, please visit <https://www.abcam.co.jp/abpromise> or contact our technical team.

## Terms and conditions

---

- Guarantee only valid for products bought direct from Abcam or one of our authorized distributors