


### Anti-MT4-MMP antibody [EP1270Y] ab51075

リコンビナント **RabMAb**

★★★★★ **2 Abreviews** **14 References** **画像数 4**

#### 製品の概要

製品名	Anti-MT4-MMP antibody [EP1270Y]
製品の詳細	Rabbit monoclonal [EP1270Y] to MT4-MMP
由来種	Rabbit
アプリケーション	<b>適用あり:</b> WB, IHC-P, ICC/IF <b>適用なし:</b> Flow Cyt or IP
種交差性	<b>交差種:</b> Mouse, Human <b>交差が予測される動物種:</b> Rat 
免疫原	Synthetic peptide within Human MT4-MMP aa 150-250 (internal sequence). The exact sequence is proprietary.
ポジティブ・コントロール	Mouse brain lysate, human lymphoma tissue or HeLa cells.
特記事項	This product is a recombinant monoclonal antibody, which offers several advantages including: <ul style="list-style-type: none"><li>- High batch-to-batch consistency and reproducibility</li><li>- Improved sensitivity and specificity</li><li>- Long-term security of supply</li><li>- Animal-free production</li></ul> For more information <b><a href="#">see here</a></b> . Our RabMAb <sup>®</sup> technology is a patented hybridoma-based technology for making rabbit monoclonal antibodies. For details on our patents, please refer to <b><a href="#">RabMAb<sup>®</sup> patents</a></b> .

#### 製品の特性

製品の状態	Liquid
保存方法	Shipped at 4°C. Upon delivery aliquot and store at -20°C. Avoid freeze / thaw cycles.
バッファー	pH: 7.20 Preservative: 0.05% Sodium azide Constituents: 0.1% BSA, 40% Glycerol (glycerin, glycerine), 9.85% Tris glycine, 50% Tissue culture supernatant
精製度	Protein A purified
ポリ/モノ	モノクローナル

クローン名 EP1270Y  
アイソタイプ IgG

#### アプリケーション

**The Abpromise guarantee** **Abpromise保証は、次のテスト済みアプリケーションにおけるab51075の使用に適用されます**  
アプリケーションノートには、推奨の開始希釈率がありますが、適切な希釈率につきましてはご検討ください。

アプリケーション	Abreviews	特記事項
WB	★★★★★ (2)	1/1000. Detects a band of approximately 58 kDa (predicted molecular weight: 67 kDa).
IHC-P		Use at an assay dependent concentration. Perform heat mediated antigen retrieval with citrate buffer pH 6 before commencing with IHC staining protocol.
ICC/IF		1/50 - 1/100.

追加情報 Is unsuitable for Flow Cyt or IP.

#### ターゲット情報

**機能** Endopeptidase that degrades various components of the extracellular matrix, such as fibrin. May be involved in the activation of membrane-bound precursors of growth factors or inflammatory mediators, such as tumor necrosis factor-alpha. May also be involved in tumoral process. Not obvious if able to proteolytically activate progelatinase A. Does not hydrolyze collagen types I, II, III, IV and V, gelatin, fibronectin, laminin, decorin nor alpha1-antitrypsin.

**組織特異性** Expressed in brain, leukocytes, colon, ovary testis and breast cancer. Expressed also in many transformed and non-transformed cell types.

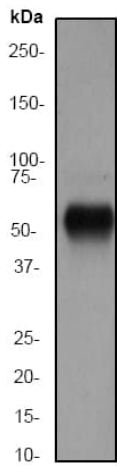
**配列類似性** Belongs to the peptidase M10A family.  
Contains 4 hemopexin-like domains.

**ドメイン** The conserved cysteine present in the cysteine-switch motif binds the catalytic zinc ion, thus inhibiting the enzyme. The dissociation of the cysteine from the zinc ion upon the activation-peptide release activates the enzyme.

**翻訳後修飾** The precursor is cleaved by a furin endopeptidase.

**細胞内局在** Cell membrane. Secreted > extracellular space > extracellular matrix.

#### 画像



Western blot - Anti-MT4-MMP antibody [EP1270Y] (ab51075)

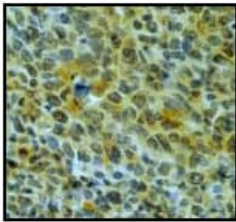
Anti-MT4-MMP antibody [EP1270Y] (ab51075) at 1/1000 dilution +  
 Mouse brain tissue lysate at 10 µg

**Secondary**

Goat anti-Rabbit HRP labeled at 1/2000 dilution

**Predicted band size:** 67 kDa

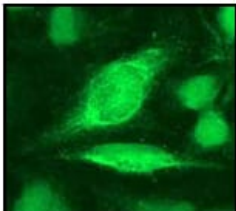
**Observed band size:** 58 kDa



Immunohistochemistry (Formalin/PFA-fixed paraffin-embedded sections) - Anti-MT4-MMP antibody [EP1270Y] (ab51075)

ab51075 (1:50) staining human MT4-MMP in human lymphoma tissue by immunohistochemistry using paraffin embedded tissue.

Perform heat mediated antigen retrieval with citrate buffer pH 6 before commencing with IHC staining protocol.



Immunocytochemistry/ Immunofluorescence - Anti-MT4-MMP antibody [EP1270Y] (ab51075)

Immunofluorescent staining of HeLa cells using ab51075 (1:50).

### Why choose a recombinant antibody?



**Research with confidence**  
Consistent and reproducible results



**Long-term and scalable supply**  
Recombinant technology



**Success from the first experiment**  
Confirmed specificity



**Ethical standards compliant**  
Animal-free production

Anti-MT4-MMP antibody [EP1270Y] (ab51075)

**Please note:** All products are "FOR RESEARCH USE ONLY. NOT FOR USE IN DIAGNOSTIC PROCEDURES"

### Our Abpromise to you: Quality guaranteed and expert technical support

---

- Replacement or refund for products not performing as stated on the datasheet
- Valid for 12 months from date of delivery
- Response to your inquiry within 24 hours
- We provide support in Chinese, English, French, German, Japanese and Spanish
- Extensive multi-media technical resources to help you
- We investigate all quality concerns to ensure our products perform to the highest standards

If the product does not perform as described on this datasheet, we will offer a refund or replacement. For full details of the Abpromise, please visit <https://www.abcam.co.jp/abpromise> or contact our technical team.

### Terms and conditions

---

- Guarantee only valid for products bought direct from Abcam or one of our authorized distributors