




Anti-MIF antibody ab36146

★★★★☆ [4 Abreviews](#) [3 References](#) [画像数 1](#)

製品の概要

製品名	Anti-MIF antibody
製品の詳細	Goat polyclonal to MIF
由来種	Goat
アプリケーション	適用あり: WB
種交差性	交差種: Human 交差が予測される動物種: Mouse, Sheep, Chicken 
免疫原	Synthetic peptide: NAANVGWNNSTFA , corresponding to C terminal amino acids 102/114 of Human MIF <div>  Run BLAST with  Run BLAST with </div>
特記事項	<p>The Life Science industry has been in the grips of a reproducibility crisis for a number of years. Abcam is leading the way in addressing this with our range of recombinant monoclonal antibodies and knockout edited cell lines for gold-standard validation. Please check that this product meets your needs before purchasing.</p> <p>If you have any questions, special requirements or concerns, please send us an inquiry and/or contact our Support team ahead of purchase. Recommended alternatives for this product can be found below, along with publications, customer reviews and Q&As</p>

製品の特性

製品の状態	Liquid
保存方法	Shipped at 4°C. Upon delivery aliquot and store at -20°C. Avoid freeze / thaw cycles.
バッファー	pH: 7.30 Preservative: 0.02% Sodium azide Constituents: 0.5% BSA, Tris buffered saline
精製度	Immunogen affinity purified
特記事項 (精製)	Purified from goat serum by ammonium sulphate precipitation followed by antigen affinity chromatography using the immunizing peptide.
ポリ/モノ	ポリクローナル
アイソタイプ	IgG

アプリケーション


The Abpromise guarantee Abpromise保証は、次のテスト済みアプリケーションにおけるab36146の使用に適用されます
アプリケーションノートには、推奨の開始希釈率がありますが、適切な希釈率につきましてはご検討ください。

アプリケーション	Abreviews	特記事項
WB	★★★★☆ (3)	Use a concentration of 0.01 - 0.03 µg/ml. Detects a band of approximately 13 kDa (predicted molecular weight: 13 kDa). 1 hour primary incubation is recommended for this product.

ターゲット情報

機能	Pro-inflammatory cytokine. Involved in the innate immune response to bacterial pathogens. The expression of MIF at sites of inflammation suggests a role as mediator in regulating the function of macrophages in host defense. Counteracts the anti-inflammatory activity of glucocorticoids. Has phenylpyruvate tautomerase and dopachrome tautomerase activity (in vitro), but the physiological substrate is not known. It is not clear whether the tautomerase activity has any physiological relevance, and whether it is important for cytokine activity.
関連疾患	Genetic variations in MIF are associated with susceptibility to rheumatoid arthritis systemic juvenile (RASJ) [MIM:604302]. An inflammatory articular disorder with systemic-onset beginning before the age of 16. It represents a subgroup of juvenile arthritis associated with severe extraarticular features and occasionally fatal complications. During active phases of the disorder, patients display a typical daily spiking fever, an evanescent macular rash, lymphadenopathy, hepatosplenomegaly, serositis, myalgia and arthritis.
配列類似性	Belongs to the MIF family.
細胞内局在	Secreted. Cytoplasm. Does not have a cleavable signal sequence and is secreted via a specialized, non-classical pathway. Secreted by macrophages upon stimulation by bacterial lipopolysaccharide (LPS), or by M.tuberculosis antigens.

画像



Anti-MIF antibody (ab36146) at 0.01 µg/ml + Human thymus lysate
at 35 µg

Predicted band size: 13 kDa

Observed band size: 13 kDa

Please note: All products are "FOR RESEARCH USE ONLY. NOT FOR USE IN DIAGNOSTIC PROCEDURES"

Our Abpromise to you: Quality guaranteed and expert technical support

- Replacement or refund for products not performing as stated on the datasheet
- Valid for 12 months from date of delivery
- Response to your inquiry within 24 hours

- We provide support in Chinese, English, French, German, Japanese and Spanish
- Extensive multi-media technical resources to help you
- We investigate all quality concerns to ensure our products perform to the highest standards

If the product does not perform as described on this datasheet, we will offer a refund or replacement. For full details of the Abpromise, please visit <https://www.abcam.co.jp/abpromise> or contact our technical team.

Terms and conditions

- Guarantee only valid for products bought direct from Abcam or one of our authorized distributors