


# Anti-MEOX 2 antibody [EPR5568] - BSA and Azide free ab248033

リコンビナント **RabMAb**

画像数 3

### 製品の概要

製品名	Anti-MEOX 2 antibody [EPR5568] - BSA and Azide free
製品の詳細	Rabbit monoclonal [EPR5568] to MEOX 2 - BSA and Azide free
由来種	Rabbit
アプリケーション	<b>適用あり:</b> WB, Flow Cyt (Intra) <b>適用なし:</b> ICC/IF or IHC-P
種交差性	<b>交差種:</b> Mouse, Human <b>交差が予測される動物種:</b> Rat 
免疫原	Synthetic peptide. This information is proprietary to Abcam and/or its suppliers.
特記事項	<p>ab248033 is the carrier-free version of <a href="#">ab124876</a>.</p> <p>Our <b>carrier-free</b> antibodies are typically supplied in a PBS-only formulation, purified and free of BSA, sodium azide and glycerol. The carrier-free buffer and high concentration allow for increased conjugation efficiency.</p> <p>This conjugation-ready format is designed for use with fluorochromes, metal isotopes, oligonucleotides, and enzymes, which makes them ideal for antibody labelling, functional and cell-based assays, flow-based assays (e.g. mass cytometry) and Multiplex Imaging applications.</p> <p>Use our <b>conjugation kits</b> for antibody conjugates that are ready-to-use in as little as 20 minutes with &lt;1 minute hands-on-time and 100% antibody recovery: available for fluorescent dyes, HRP, biotin and gold.</p> <p>This product is compatible with the Maxpar<sup>®</sup> Antibody Labeling Kit from Fluidigm, without the need for antibody preparation. Maxpar<sup>®</sup> is a trademark of Fluidigm Canada Inc.</p> <p>This product is a recombinant monoclonal antibody, which offers several advantages including:</p> <ul style="list-style-type: none"> <li>- High batch-to-batch consistency and reproducibility</li> <li>- Improved sensitivity and specificity</li> <li>- Long-term security of supply</li> <li>- Animal-free production</li> </ul> <p>For more information <a href="#">see here</a>.</p> <p>Our RabMAb<sup>®</sup> technology is a patented hybridoma-based technology for making rabbit monoclonal antibodies. For details on our patents, please refer to <a href="#">RabMAb<sup>®</sup> patents</a>.</p>

## 製品の特性

製品の状態	Liquid
保存方法	Shipped at 4°C. Store at +4°C. Do Not Freeze.
バッファー	pH: 7.2 Constituent: PBS
キャリア・フリー	はい
精製度	Protein A purified
ポリ/モノ	モノクローナル
クローン名	EPR5568
アイソタイプ	IgG

## アプリケーション

**The Abpromise guarantee**      **Abpromise保証は、次のテスト済みアプリケーションにおけるab248033の使用に適用されます**  
アプリケーションノートには、推奨の開始希釈率がありますが、適切な希釈率につきましてはご検討ください。

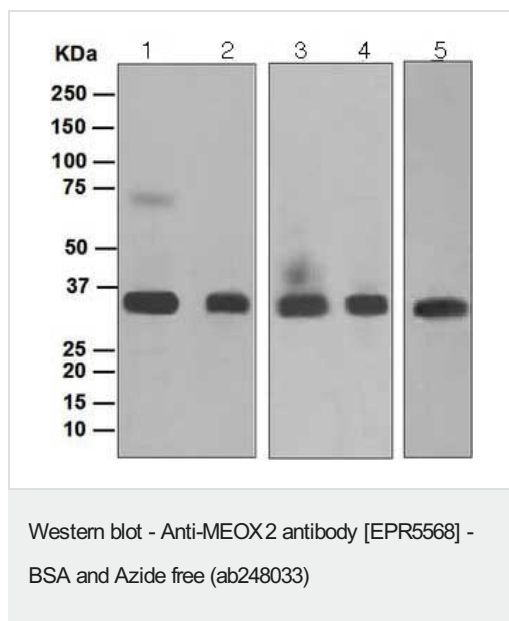
アプリケーション	Abreviews	特記事項
WB		Use at an assay dependent concentration. Detects a band of approximately 34 kDa (predicted molecular weight: 34 kDa).
Flow Cyt (Intra)		Use at an assay dependent concentration.

**追加情報**      Is unsuitable for ICC/IF or IHC-P.

## ターゲット情報

機能	Role in mesoderm induction and its earliest regional specification, somitogenesis, and myogenic and sclerotomal differentiation. May have a regulatory role when quiescent vascular smooth muscle cells reenter the cell cycle.
組織特異性	Embryo and placenta.
配列類似性	Contains 1 homeobox DNA-binding domain.
細胞内局在	Nucleus.

## 画像



**All lanes :** Anti-MEOX 2 antibody [EPR5568] ([ab124876](#)) at 1/10000 dilution

**Lane 1 :** NIH3T3 cell lysate

**Lane 2 :** HeLa cell lysate

**Lane 3 :** MCF7 cell lysate

**Lane 4 :** 293T cell lysate

**Lane 5 :** JAR cell lysate

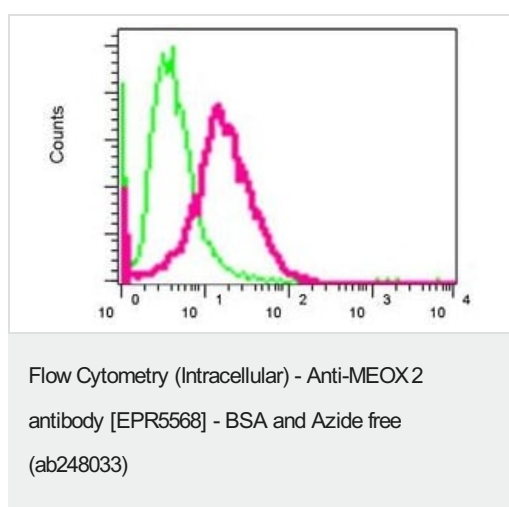
Lysates/proteins at 10 µg per lane.

### Secondary

**All lanes :** HRP labelled goat anti-rabbit at 1/2000 dilution

**Predicted band size:** 34 kDa

This data was developed using [ab124876](#), the same antibody clone in a different buffer formulation.



This data was developed using [ab124876](#), the same antibody clone in a different buffer formulation.

Intracellular flow cytometric analysis of permeabilized 293T cells using [ab124876](#) at a dilution of 1/10 (red) or a rabbit IgG (negative) (green).

### Why choose a recombinant antibody?



**Research with confidence**  
Consistent and reproducible results



**Long-term and scalable supply**  
Recombinant technology



**Success from the first experiment**  
Confirmed specificity



**Ethical standards compliant**  
Animal-free production

Anti-MEOX2 antibody [EPR5568] - BSA and Azide free (ab248033)

**Please note:** All products are "FOR RESEARCH USE ONLY. NOT FOR USE IN DIAGNOSTIC PROCEDURES"

### Our Abpromise to you: Quality guaranteed and expert technical support

---

- Replacement or refund for products not performing as stated on the datasheet
- Valid for 12 months from date of delivery
- Response to your inquiry within 24 hours
- We provide support in Chinese, English, French, German, Japanese and Spanish
- Extensive multi-media technical resources to help you
- We investigate all quality concerns to ensure our products perform to the highest standards

If the product does not perform as described on this datasheet, we will offer a refund or replacement. For full details of the Abpromise, please visit <https://www.abcam.co.jp/abpromise> or contact our technical team.

### Terms and conditions

---

- Guarantee only valid for products bought direct from Abcam or one of our authorized distributors