

Anti-LIF antibody ab113262

★★★★★ [1 Abreviews](#) [18 References](#) [画像数 4](#)

製品の概要

製品名	Anti-LIF antibody
製品の詳細	Rabbit polyclonal to LIF
由来種	Rabbit
アプリケーション	適用あり: WB, ICC/IF
種交差性	交差種: Mouse, Rat
免疫原	A 16 amino acid synthetic peptide corresponding to internal sequence amino acids of Human LIF (NP_002300).
ポジティブ・コントロール	WB: NIH/3T3 and EL4 cell lysates. Mouse colon and rat lung tissue lysates; ICC/IF: NIH/3T3 cells.
特記事項	<p>The Life Science industry has been in the grips of a reproducibility crisis for a number of years. Abcam is leading the way in addressing this with our range of recombinant monoclonal antibodies and knockout edited cell lines for gold-standard validation. Please check that this product meets your needs before purchasing.</p> <p>If you have any questions, special requirements or concerns, please send us an inquiry and/or contact our Support team ahead of purchase. Recommended alternatives for this product can be found below, along with publications, customer reviews and Q&As</p>

製品の特性

製品の状態	Liquid
保存方法	Shipped at 4°C. Store at +4°C short term (1-2 weeks). Store at -20°C. Avoid freeze / thaw cycle.
バッファー	pH: 7.2 Preservative: 0.02% Sodium azide Constituent: 99% PBS
精製度	Immunogen affinity purified
特記事項(精製)	ab113262 is purified by affinity chromatography via a peptide column.
ポリ/モノ	ポリクローナル
アイソタイプ	IgG

アプリケーション

The Abpromise guarantee

Abpromise保証は、次のテスト済みアプリケーションにおけるab113262の使用に適用されます

アプリケーションノートには、推奨の開始希釈率がありますが、適切な希釈率につきましてはご検討ください。

アプリケーション	Abreviews	特記事項
WB		Use a concentration of 1 - 2 µg/ml. Detects a band of approximately 26 kDa (predicted molecular weight: 22 kDa).
ICC/IF		Use a concentration of 20 µg/ml.

ターゲット情報

機能

LIF has the capacity to induce terminal differentiation in leukemic cells. Its activities include the induction of hematopoietic differentiation in normal and myeloid leukemia cells, the induction of neuronal cell differentiation, and the stimulation of acute-phase protein synthesis in hepatocytes.

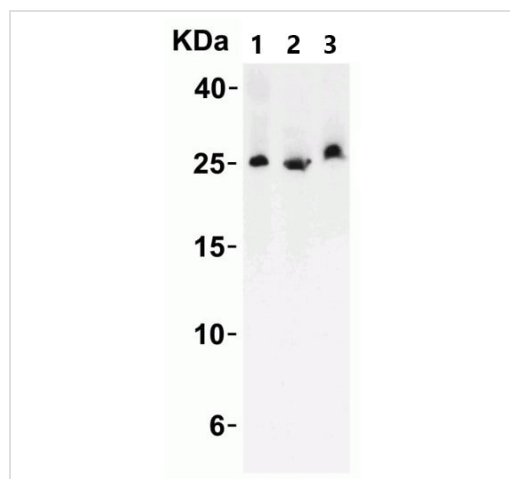
配列類似性

Belongs to the LIF/OSM family.

細胞内局在

Secreted.

画像



Western blot - Anti-LIF antibody (ab113262)

All lanes : Anti-LIF antibody (ab113262) at 1 µg/ml

Lane 1 : NIH/3T3 (mouse embryo fibroblast cell line) cell lysate

Lane 2 : Mouse colon tissue lysate

Lane 3 : EL4 (mouse lymphoma cell line) cell lysate

Lysates/proteins at 15 µg per lane.

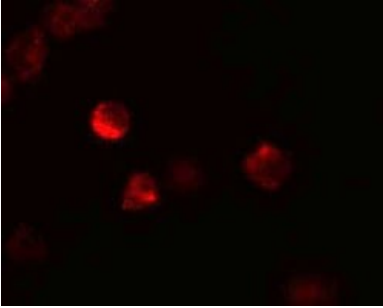
Secondary

All lanes : Goat anti-rabbit IgG (HRP) at 1/10000 dilution

Predicted band size: 22 kDa

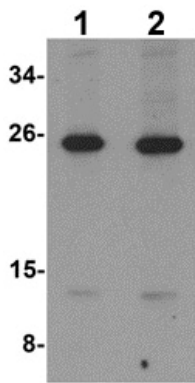
Observed band size: 26 kDa

Diluting buffer: 5% NFD/MBST.



Immunocytochemistry/ Immunofluorescence - Anti-LIF antibody (ab113262)

Immunofluorescence analysis of 3T3 cells, staining LIF with ab113262 at 20 µg/ml.



Western blot - Anti-LIF antibody (ab113262)

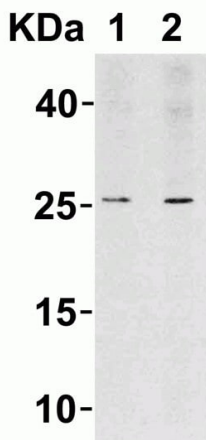
Lane 1 : Anti-LIF antibody (ab113262) at 1 µg/ml

Lane 2 : Anti-LIF antibody (ab113262) at 2 µg/ml

All lanes : 3T3 cell lysate

Lysates/proteins at 15 µg per lane.

Predicted band size: 22 kDa



Western blot - Anti-LIF antibody (ab113262)

Lane 1 : Anti-LIF antibody (ab113262) at 1 µg/ml

Lane 2 : Anti-LIF antibody (ab113262) at 2 µg/ml

All lanes : Rat lung tissue lysate

Lysates/proteins at 15 µg per lane.

Secondary

All lanes : Goat anti-rabbit IgG (HRP) at 1/10000 dilution

Predicted band size: 22 kDa

Observed band size: 26 kDa

Diluting buffer: 5% NFDN/TBST.

Please note: All products are "FOR RESEARCH USE ONLY. NOT FOR USE IN DIAGNOSTIC PROCEDURES"

Our Abpromise to you: Quality guaranteed and expert technical support

- Replacement or refund for products not performing as stated on the datasheet
- Valid for 12 months from date of delivery
- Response to your inquiry within 24 hours

- We provide support in Chinese, English, French, German, Japanese and Spanish
- Extensive multi-media technical resources to help you
- We investigate all quality concerns to ensure our products perform to the highest standards

If the product does not perform as described on this datasheet, we will offer a refund or replacement. For full details of the Abpromise, please visit <https://www.abcam.co.jp/abpromise> or contact our technical team.

Terms and conditions

- Guarantee only valid for products bought direct from Abcam or one of our authorized distributors