

### Anti-LAG-3 antibody [EPR4392(2)] - C-terminal ab180187

リコンビナント RabMAb

★★★★☆ **2 Abreviews** **12 References** 画像数 3

#### 製品の概要

製品名	Anti-LAG-3 antibody [EPR4392(2)] - C-terminal
製品の詳細	Rabbit monoclonal [EPR4392(2)] to LAG-3 - C-terminal
由来種	Rabbit
アプリケーション	<b>適用あり:</b> IHC-P <b>適用なし:</b> ICC/IF, IP or WB
種交差性	<b>交差種:</b> Human
免疫原	Synthetic peptide within Human LAG-3 aa 450 to the C-terminus (Cysteine residue). The exact sequence is proprietary. Database link: <a href="#">P18627</a>
ポジティブ・コントロール	Human Hodgkins lymphoma and Human tonsil tissues
特記事項	This product is a recombinant monoclonal antibody, which offers several advantages including: <ul style="list-style-type: none"><li>- High batch-to-batch consistency and reproducibility</li><li>- Improved sensitivity and specificity</li><li>- Long-term security of supply</li><li>- Animal-free production</li></ul> For more information <a href="#">see here</a> . Our RabMAb <sup>®</sup> technology is a patented hybridoma-based technology for making rabbit monoclonal antibodies. For details on our patents, please refer to <a href="#">RabMAb<sup>®</sup> patents</a> . Mouse, Rat: We have preliminary internal testing data to indicate this antibody may not react with these species. Please contact us for more information.

#### 製品の特性

製品の状態	Liquid
保存方法	Shipped at 4°C. Store at +4°C short term (1-2 weeks). Upon delivery aliquot. Store at -20°C long term. Avoid freeze / thaw cycle.
バッファー	pH: 7.20 Preservative: 0.01% Sodium azide Constituents: 59% PBS, 40% Glycerol (glycerin, glycerine), 0.5% BSA
精製度	Protein A purified

ポリクローナル	モノクローナル
クローン名	EPR4392(2)
アイソタイプ	IgG

## アプリケーション

**The Abpromise guarantee** **Abpromise保証は、** 次のテスト済みアプリケーションにおけるab180187の使用に適用されます  
アプリケーションノートには、推奨の開始希釈率がありますが、適切な希釈率につきましてはご検討ください。

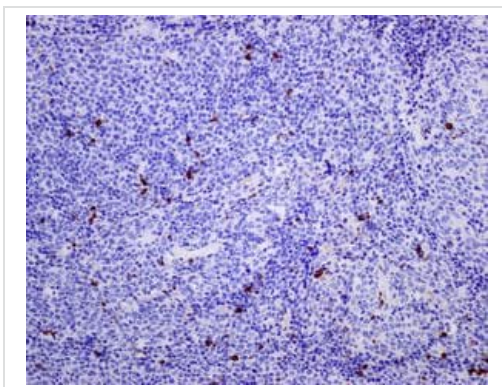
アプリケーション	Abreviews	特記事項
IHC-P	★★★★☆ (2)	1/1000. Perform heat mediated antigen retrieval before commencing with IHC staining protocol.

**追加情報** Is unsuitable for ICC/IF, IP or WB.

## ターゲット情報

<b>機能</b>	Involved in lymphocyte activation. Binds to HLA class-II antigens.
<b>組織特異性</b>	On cell surface of activated NK and T-lymphocytes.
<b>配列類似性</b>	Contains 3 Ig-like C2-type (immunoglobulin-like) domains. Contains 1 Ig-like V-type (immunoglobulin-like) domain.
<b>細胞内局在</b>	Membrane.

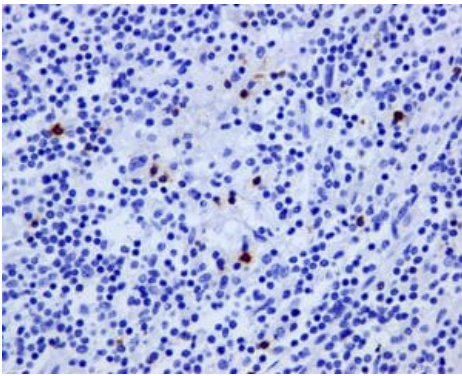
## 画像



Immunohistochemical analysis of paraffin embedded Human tonsil tissue labeling LAG-3 with ab180187 at 1/1000.

Perform heat mediated antigen retrieval before commencing with IHC staining protocol.

Immunohistochemistry (Formalin/PFA-fixed paraffin-embedded sections) - Anti-LAG-3 antibody [EPR4392(2)] - C-terminal (ab180187)







Immunohistochemical analysis of paraffin embedded Human Hodgkins lymphoma tissue labeling LAG-3 with ab180187 at 1/1000.

Perform heat mediated antigen retrieval before commencing with IHC staining protocol.

Immunohistochemistry (Formalin/PFA-fixed paraffin-embedded sections) - Anti-LAG-3 antibody [EPR4392(2)] - C-terminal (ab180187)

### Why choose a recombinant antibody?

 <b>Research with confidence</b> Consistent and reproducible results	 <b>Long-term and scalable supply</b> Recombinant technology
 <b>Success from the first experiment</b> Confirmed specificity	 <b>Ethical standards compliant</b> Animal-free production

Anti-LAG-3 antibody [EPR4392(2)] - C-terminal (ab180187)

**Please note:** All products are "FOR RESEARCH USE ONLY. NOT FOR USE IN DIAGNOSTIC PROCEDURES"

### Our Abpromise to you: Quality guaranteed and expert technical support

- Replacement or refund for products not performing as stated on the datasheet
- Valid for 12 months from date of delivery
- Response to your inquiry within 24 hours
- We provide support in Chinese, English, French, German, Japanese and Spanish
- Extensive multi-media technical resources to help you
- We investigate all quality concerns to ensure our products perform to the highest standards

If the product does not perform as described on this datasheet, we will offer a refund or replacement. For full details of the Abpromise, please visit <https://www.abcam.co.jp/abpromise> or contact our technical team.

## Terms and conditions

---

- Guarantee only valid for products bought direct from Abcam or one of our authorized distributors